


Indicative Prices Quoted by the Reserve Bank of Fiji Based on Recent Tender Results

Quotation Date: 31-03-2012

Print Date: 30/03/2012 14:39




FIJI GOVERNMENT REGISTERED STOCKS

Loan Series	Last Coupon Date	Next Coupon Date	Maturity Date	Yield to Maturity	Price per 100	
7.73%	11-04-2010-2012	11-Oct-2011	11-Apr-2012	11-Apr-2012	0.00%	100.23
7.71%	15-04-2011-2012	15-Oct-2011	15-Apr-2012	15-Apr-2012	0.00%	100.32
7.70%	22-04-2011-2012	22-Oct-2011	22-Apr-2012	22-Apr-2012	0.70%	100.42
4.39%	11-05-2010-2012	11-Nov-2011	11-May-2012	11-May-2012	0.70%	100.41
4.41%	25-05-2010-2012	25-Nov-2011	25-May-2012	25-May-2012	0.75%	100.55
7.62%	27-05-2011-2012	27-Nov-2011	27-May-2012	27-May-2012	0.75%	101.07
5.88%	29-05-2009-2012	29-Nov-2011	29-May-2012	29-May-2012	0.75%	100.83
4.42%	08-06-2010-2012	08-Dec-2011	08-Jun-2012	08-Jun-2012	0.75%	100.69
7.50%	08-06-2010-2012	08-Dec-2011	08-Jun-2012	08-Jun-2012	0.75%	101.27
7.75%	10-06-2011-2012	10-Dec-2011	10-Jun-2012	10-Jun-2012	0.75%	101.35
5.87%	12-06-2009-2012	12-Dec-2011	12-Jun-2012	12-Jun-2012	0.75%	101.02
7.85%	17-06-2011-2012	17-Dec-2011	17-Jun-2012	17-Jun-2012	0.80%	101.50
4.43%	22-06-2010-2012	22-Dec-2011	22-Jun-2012	22-Jun-2012	0.80%	100.82
8.85%	25-06-2012	25-Dec-2011	25-Jun-2012	25-Jun-2012	0.80%	101.88
5.86%	26-06-2009-2012	26-Dec-2011	26-Jun-2012	26-Jun-2012	0.80%	101.20
4.45%	06-07-2010-2012	06-Jan-2012	06-Jul-2012	06-Jul-2012	0.80%	100.97
5.86%	10-07-2009-2012	10-Jan-2012	10-Jul-2012	10-Jul-2012	0.80%	101.40
4.47%	20-07-2010-2012	20-Jan-2012	20-Jul-2012	20-Jul-2012	0.89%	101.09
5.86%	31-07-2009-2012	31-Jan-2012	31-Jul-2012	31-Jul-2012	0.89%	101.66
7.90%	05-08-2011-2012	05-Feb-2012	05-Aug-2012	05-Aug-2012	0.89%	102.43
8.80%	06-08-2012	06-Feb-2012	06-Aug-2012	06-Aug-2012	0.89%	102.77
5.86%	14-08-2009-2012	14-Feb-2012	14-Aug-2012	14-Aug-2012	0.89%	101.85
4.49%	17-08-2010-2012	17-Feb-2012	17-Aug-2012	17-Aug-2012	0.99%	101.33
6.25%	17-08-2010-2012	17-Feb-2012	17-Aug-2012	17-Aug-2012	0.99%	102.00
5.86%	28-08-2009-2012	28-Feb-2012	28-Aug-2012	28-Aug-2012	0.99%	102.00
4.50%	31-08-2010-2012	29-Feb-2012	31-Aug-2012	31-Aug-2012	0.99%	101.45
7.00%	02-09-2011-2012	02-Mar-2012	02-Sep-2012	02-Sep-2012	0.99%	102.52
5.86%	11-09-2009-2012	11-Mar-2012	11-Sep-2012	11-Sep-2012	0.99%	102.16
4.50%	14-09-2010-2012	14-Mar-2012	14-Sep-2012	14-Sep-2012	0.99%	101.58
7.00%	16-09-2011-2012	16-Mar-2012	16-Sep-2012	16-Sep-2012	1.08%	102.70
4.51%	21-09-2010-2012	21-Mar-2012	21-Sep-2012	21-Sep-2012	1.08%	101.61
6.00%	21-09-2010-2012	21-Mar-2012	21-Sep-2012	21-Sep-2012	1.08%	102.31
5.86%	25-09-2009-2012	25-Mar-2012	25-Sep-2012	25-Sep-2012	1.08%	102.30
4.51%	28-09-2010-2012	28-Mar-2012	28-Sep-2012	28-Sep-2012	1.08%	101.68
7.00%	30-09-2011-2012	31-Mar-2012	30-Sep-2012	30-Sep-2012	1.08%	102.94
4.52%	12-10-2010-2012	12-Oct-2011	12-Apr-2012	12-Oct-2012	1.08%	101.82
5.86%	16-10-2009-2012	16-Oct-2011	16-Apr-2012	16-Oct-2012	1.27%	102.48
4.51%	19-10-2010-2012	19-Oct-2011	19-Apr-2012	19-Oct-2012	1.27%	101.78
4.52%	26-10-2010-2012	26-Oct-2011	26-Apr-2012	26-Oct-2012	1.27%	101.84
6.00%	28-10-2011-2012	28-Oct-2011	28-Apr-2012	28-Oct-2012	1.27%	102.71
5.84%	30-10-2009-2012	30-Oct-2011	30-Apr-2012	30-Oct-2012	1.27%	102.64
4.53%	09-11-2010-2012	09-Nov-2011	09-May-2012	09-Nov-2012	1.27%	101.96
5.84%	13-11-2009-2012	13-Nov-2011	13-May-2012	13-Nov-2012	1.27%	102.80
4.00%	18-11-2011-2012	18-Nov-2011	18-May-2012	18-Nov-2012	1.45%	101.60
4.55%	23-11-2010-2012	23-Nov-2011	23-May-2012	23-Nov-2012	1.45%	101.98
8.10%	26-11-2012	26-Nov-2011	26-May-2012	26-Nov-2012	1.45%	104.31
5.83%	27-11-2009-2012	27-Nov-2011	27-May-2012	27-Nov-2012	1.45%	102.85
4.60%	30-11-2010-2012	30-Nov-2011	31-May-2012	30-Nov-2012	1.45%	102.08
4.65%	07-12-2010-2012	07-Dec-2011	07-Jun-2012	07-Dec-2012	1.45%	102.17
5.83%	11-12-2009-2012	11-Dec-2011	11-Jun-2012	11-Dec-2012	1.45%	103.02
4.70%	14-12-2010-2012	14-Dec-2011	14-Jun-2012	14-Dec-2012	1.45%	102.27
5.82%	18-12-2009-2012	18-Dec-2011	18-Jun-2012	18-Dec-2012	1.49%	103.07
8.14%	30-12-2012	30-Dec-2011	30-Jun-2012	30-Dec-2012	1.49%	104.93
4.80%	30-12-2010-2012	30-Dec-2011	30-Jun-2012	30-Dec-2012	1.49%	102.45
6.10%	23-01-2011-2013	23-Jan-2012	23-Jul-2012	23-Jan-2013	1.53%	103.68
5.50%	08-02-2011-2013	08-Feb-2012	08-Aug-2012	08-Feb-2013	1.53%	103.37
5.76%	12-02-2010-2013	12-Feb-2012	12-Aug-2012	12-Feb-2013	1.53%	103.63
5.58%	22-02-2011-2013	22-Feb-2012	22-Aug-2012	22-Feb-2013	1.57%	103.55
5.72%	26-02-2010-2013	26-Feb-2012	26-Aug-2012	26-Feb-2013	1.57%	103.72
5.69%	12-03-2010-2013	12-Mar-2012	12-Sep-2012	12-Mar-2013	1.57%	103.86
5.80%	19-03-2011-2013	19-Mar-2012	19-Sep-2012	19-Mar-2013	1.61%	104.01
5.62%	26-03-2010-2013	26-Mar-2012	26-Sep-2012	26-Mar-2013	1.61%	103.91

Indicative Prices Quoted by the Reserve Bank of Fiji Based on Recent Tender Results

Quotation Date: 31-03-2012

Print Date: 30/03/2012 14:39




FIJI GOVERNMENT REGISTERED STOCKS

Loan Series	Last Coupon Date	Next Coupon Date	Maturity Date	Yield to Maturity	Price per 100	
5.51%	7-05-2010-2013	07-Nov-2011	07-May-2012	07-May-2013	1.66%	104.18
5.90%	07-05-2011-2013	07-Nov-2011	07-May-2012	07-May-2013	1.66%	104.61
8.50%	10-05-2011-2013	10-Nov-2011	10-May-2012	10-May-2013	1.66%	107.49
8.80%	19-05-2011-2013	19-Nov-2011	19-May-2012	19-May-2013	1.70%	107.94
5.37%	21-05-2010-2013	21-Nov-2011	21-May-2012	21-May-2013	1.70%	104.12
9.00%	31-05-2011-2013	30-Nov-2011	31-May-2012	31-May-2013	1.70%	108.39
5.17%	04-06-2010-2013	04-Dec-2011	04-Jun-2012	04-Jun-2013	1.70%	104.03
4.97%	18/06/2010-2013	18-Dec-2011	18-Jun-2012	18-Jun-2013	1.75%	103.85
5.90%	18-06-2011-2013	18-Dec-2011	18-Jun-2012	18-Jun-2013	1.75%	104.97
4.86%	02-07-2010-2013	02-Jan-2012	02-Jul-2012	02-Jul-2013	1.75%	103.84
9.10%	14-07-2011-2013	14-Jan-2012	14-Jul-2012	14-Jul-2013	1.75%	109.32
4.76%	23-07-2010-2013	23-Jan-2012	23-Jul-2012	23-Jul-2013	1.79%	103.84
5.90%	23-07-2011-2013	23-Jan-2012	23-Jul-2012	23-Jul-2013	1.79%	105.31
9.15%	28-07-2011-2013	28-Jan-2012	28-Jul-2012	28-Jul-2013	1.79%	109.60
4.73%	06-08-2010-2013	06-Feb-2012	06-Aug-2012	06-Aug-2013	1.79%	103.91
4.73%	13-08-2010-2013	13-Feb-2012	13-Aug-2012	13-Aug-2013	1.79%	103.96
7.75%	19-08-2009-2013	19-Feb-2012	19-Aug-2012	19-Aug-2013	1.84%	108.06
5.90%	20-08-2011-2013	20-Feb-2012	20-Aug-2012	20-Aug-2013	1.84%	105.54
4.74%	27-08-2010-2013	27-Feb-2012	27-Aug-2012	27-Aug-2013	1.84%	104.01
5.95%	03-09-2011-2013	03-Mar-2012	03-Sep-2012	03-Sep-2013	1.84%	105.75
5.90%	12-09-2011-2013	12-Mar-2012	12-Sep-2012	12-Sep-2013	1.84%	105.78
4.73%	17-09-2010-2013	17-Mar-2012	17-Sep-2012	17-Sep-2013	1.89%	104.08
7.64%	23-09-2009-2013	23-Mar-2012	23-Sep-2012	23-Sep-2013	1.89%	108.34
4.73%	08-10-2010-2013	08-Oct-2011	08-Apr-2012	08-Oct-2013	1.89%	104.24
5.87%	08-10-2011-2013	08-Oct-2011	08-Apr-2012	08-Oct-2013	1.89%	105.94
7.71%	14-10-2009-2013	14-Oct-2011	14-Apr-2012	14-Oct-2013	1.89%	108.78
4.72%	15-10-2010-2013	15-Oct-2011	15-Apr-2012	15-Oct-2013	1.89%	104.28
10.00%	18-10-2011-2013	18-Oct-2011	18-Apr-2012	18-Oct-2013	1.93%	112.26
4.72%	29-10-2010-2013	29-Oct-2011	29-Apr-2012	29-Oct-2013	1.93%	104.32
5.90%	05-11-2011-2013	05-Nov-2011	05-May-2012	05-Nov-2013	1.93%	106.21
4.72%	12-11-2010-2013	12-Nov-2011	12-May-2012	12-Nov-2013	1.93%	104.41
5.90%	19-11-2011-2013	19-Nov-2011	19-May-2012	19-Nov-2013	1.98%	106.27
4.72%	26-11-2010-2013	26-Nov-2011	26-May-2012	26-Nov-2013	1.98%	104.43
10.70%	20-12-2011-2013	20-Dec-2011	20-Jun-2012	20-Dec-2013	2.02%	114.61
4.72%	24-12-2010-2013	24-Dec-2011	24-Jun-2012	24-Dec-2013	2.02%	104.57
8.00%	07-01-2012-2014	07-Jan-2012	07-Jul-2012	07-Jan-2014	2.02%	110.34
4.70%	25-02-2011-2014	25-Feb-2012	25-Aug-2012	25-Feb-2014	2.11%	104.81
4.68%	17-03-2011-2014	17-Mar-2012	17-Sep-2012	17-Mar-2014	2.16%	104.81
4.64%	31-03-2011-2014	31-Mar-2012	30-Sep-2012	31-Mar-2014	2.16%	104.83
10.40%	11-04-2012-2014	11-Oct-2011	11-Apr-2012	11-Apr-2014	2.16%	116.28
8.25%	15-04-2012-2014	15-Oct-2011	15-Apr-2012	15-Apr-2014	2.16%	112.09
4.62%	12-05-2011-2014	12-Nov-2011	12-May-2012	12-May-2014	2.21%	104.95
7.49%	26-05-2010-2014	26-Nov-2011	26-May-2012	26-May-2014	2.25%	110.95
4.61%	26-05-2011-2014	26-Nov-2011	26-May-2012	26-May-2014	2.25%	104.93
8.15%	27-05-2012-2014	27-Nov-2011	27-May-2012	27-May-2014	2.25%	112.35
9.50%	08-06-2012-2014	08-Dec-2011	08-Jun-2012	08-Jun-2014	2.25%	115.39
7.48%	09-06-2010-2014	09-Dec-2011	09-Jun-2012	09-Jun-2014	2.25%	111.12
8.25%	10-06-2012-2014	10-Dec-2011	10-Jun-2012	10-Jun-2014	2.25%	112.77
4.61%	16-06-2011-2014	16-Dec-2011	16-Jun-2012	16-Jun-2014	2.30%	104.95
8.30%	17-06-2012-2014	17-Dec-2011	17-Jun-2012	17-Jun-2014	2.30%	112.87
2.90%	22-06-2013-2014	22-Dec-2011	22-Jun-2012	22-Jun-2014	2.30%	101.29
7.47%	23-06-2010-2014	23-Dec-2011	23-Jun-2012	23-Jun-2014	2.30%	111.17
7.47%	30-06-2010-2014	31-Dec-2011	30-Jun-2012	30-Jun-2014	2.30%	111.27
4.61%	30-06-2011-2014	31-Dec-2011	30-Jun-2012	30-Jun-2014	2.30%	105.03
7.48%	14-07-2010-2014	14-Jan-2012	14-Jul-2012	14-Jul-2014	2.30%	111.48
4.65%	14-07-2011-2014	14-Jan-2012	14-Jul-2012	14-Jul-2014	2.30%	105.21
4.67%	21-07-2011-2014	21-Jan-2012	21-Jul-2012	21-Jul-2014	2.34%	105.20
2.75%	27-07-2013-2014	27-Jan-2012	27-Jul-2012	27-Jul-2014	2.34%	100.92
7.48%	28-07-2010-2014	28-Jan-2012	28-Jul-2012	28-Jul-2014	2.34%	111.57
4.67%	28-07-2011-2014	28-Jan-2012	28-Jul-2012	28-Jul-2014	2.34%	105.24
4.70%	04-08-2011-2014	04-Feb-2012	04-Aug-2012	04-Aug-2014	2.34%	105.35
2.65%	10-08-2013-2014	10-Feb-2012	10-Aug-2012	10-Aug-2014	2.34%	100.71

Indicative Prices Quoted by the Reserve Bank of Fiji Based on Recent Tender Results

Quotation Date: 31-03-2012

Print Date: 30/03/2012 14:39




FIJI GOVERNMENT REGISTERED STOCKS

Loan Series	Last Coupon Date	Next Coupon Date	Maturity Date	Yield to Maturity	Price per 100	
7.48%	11-08-2010-2014	11-Feb-2012	11-Aug-2012	11-Aug-2014	2.34%	111.76
4.76%	11-08-2011-2014	11-Feb-2012	11-Aug-2012	11-Aug-2014	2.34%	105.53
6.75%	17-08-2012-2014	17-Feb-2012	17-Aug-2012	17-Aug-2014	2.39%	110.03
4.80%	18-08-2011-2014	18-Feb-2012	18-Aug-2012	18-Aug-2014	2.39%	105.55
7.48%	25-08-2010-2014	25-Feb-2012	25-Aug-2012	25-Aug-2014	2.39%	111.82
4.85%	01-09-2011-2014	01-Mar-2012	01-Sep-2012	01-Sep-2014	2.39%	105.75
2.60%	07-09-2013-2014	07-Mar-2012	07-Sep-2012	07-Sep-2014	2.39%	100.49
4.90%	15-09-2011-2014	15-Mar-2012	15-Sep-2012	15-Sep-2014	2.39%	105.95
8.00%	16-09-2012-2014	16-Mar-2012	16-Sep-2012	16-Sep-2014	2.44%	113.19
6.50%	21-09-2012-2014	21-Mar-2012	21-Sep-2012	21-Sep-2014	2.44%	109.68
4.94%	29-09-2011-2014	29-Mar-2012	29-Sep-2012	29-Sep-2014	2.44%	106.01
8.00%	30-09-2012-2014	31-Mar-2012	30-Sep-2012	30-Sep-2014	2.44%	113.41
5.00%	13-10-2011-2014	13-Oct-2011	13-Apr-2012	13-Oct-2014	2.44%	106.26
5.00%	20-10-2011-2014	20-Oct-2011	20-Apr-2012	20-Oct-2014	2.48%	106.20
5.00%	27-10-2011-2014	27-Oct-2011	27-Apr-2012	27-Oct-2014	2.48%	106.24
5.00%	10-11-2011-2014	10-Nov-2011	10-May-2012	10-Nov-2014	2.48%	106.33
7.28%	17/11/2010-2014	17-Nov-2011	17-May-2012	17-Nov-2014	2.53%	112.00
5.00%	17-11-2011-2014	17-Nov-2011	17-May-2012	17-Nov-2014	2.53%	106.24
5.00%	24-11-2011-2014	24-Nov-2011	24-May-2012	24-Nov-2014	2.53%	106.29
7.20%	01/12/2010-2014	01-Dec-2011	01-Jun-2012	01-Dec-2014	2.53%	111.98
5.01%	08-12-2011-2014	08-Dec-2011	08-Jun-2012	08-Dec-2014	2.53%	106.40
6.20%	14-12-2012-2014	14-Dec-2011	14-Jun-2012	14-Dec-2014	2.53%	109.53
7.15%	22/12/2010-2014	22-Dec-2011	22-Jun-2012	22-Dec-2014	2.57%	111.98
5.03%	22-12-2011-2014	22-Dec-2011	22-Jun-2012	22-Dec-2014	2.57%	106.43
5.06%	29-12-2011-2014	29-Dec-2011	29-Jun-2012	29-Dec-2014	2.57%	106.56
5.08%	16-02-2012-2015	16-Feb-2012	16-Aug-2012	16-Feb-2015	2.66%	106.66
5.11%	02-03-2012-2015	02-Mar-2012	02-Sep-2012	02-Mar-2015	2.66%	106.84
5.14%	16-03-2012-2015	16-Mar-2012	16-Sep-2012	16-Mar-2015	2.66%	107.01
5.19%	30-03-2012-2015	30-Mar-2012	30-Sep-2012	30-Mar-2015	2.71%	107.09
7.13%	12/04/2011-2015	12-Oct-2011	12-Apr-2012	12-Apr-2015	2.71%	112.78
5.21%	11-05-2012-2015	11-Nov-2011	11-May-2012	11-May-2015	2.76%	107.26
7.06%	17/05/2011-2015	17-Nov-2011	17-May-2012	17-May-2015	2.80%	112.67
5.25%	25-05-2012-2015	25-Nov-2011	25-May-2012	25-May-2015	2.80%	107.34
5.26%	08-06-2012-2015	08-Dec-2011	08-Jun-2012	08-Jun-2015	2.80%	107.45
5.27%	22-06-2012-2015	22-Dec-2011	22-Jun-2012	22-Jun-2015	2.85%	107.41
5.29%	06-07-2012-2015	06-Jan-2012	06-Jul-2012	06-Jul-2015	2.85%	107.55
7.55%	12/07/2011-2015	12-Jan-2012	12-Jul-2012	12-Jul-2015	2.85%	114.62
5.31%	20-07-2012-2015	20-Jan-2012	20-Jul-2012	20-Jul-2015	2.89%	107.57
7.55%	26/07/2011-2015	26-Jan-2012	26-Jul-2012	26-Jul-2015	2.89%	114.65
5.33%	17-08-2012-2015	17-Feb-2012	17-Aug-2012	17-Aug-2015	2.94%	107.64
5.34%	31-08-2012-2015	29-Feb-2012	31-Aug-2012	31-Aug-2015	2.94%	107.74
5.38%	14-09-2012-2015	14-Mar-2012	14-Sep-2012	14-Sep-2015	2.94%	107.96
7.47%	20/09/2011-2015	20-Mar-2012	20-Sep-2012	20-Sep-2015	2.99%	114.66
5.40%	21-09-2012-2015	21-Mar-2012	21-Sep-2012	21-Sep-2015	2.99%	107.89
5.41%	28-09-2012-2015	28-Mar-2012	28-Sep-2012	28-Sep-2015	2.99%	107.97
7.45%	04/10/2011-2015	04-Oct-2011	04-Apr-2012	04-Oct-2015	2.99%	114.76
5.42%	12-10-2012-2015	12-Oct-2011	12-Apr-2012	12-Oct-2015	2.99%	108.09
7.44%	18/10/2011-2015	18-Oct-2011	18-Apr-2012	18-Oct-2015	3.03%	114.73
5.44%	19-10-2012-2015	19-Oct-2011	19-Apr-2012	19-Oct-2015	3.03%	108.06
5.46%	26-10-2012-2015	26-Oct-2011	26-Apr-2012	26-Oct-2015	3.03%	108.16
7.40%	01/11/2011-2015	01-Nov-2011	01-May-2012	01-Nov-2015	3.03%	114.74
5.48%	09-11-2012-2015	09-Nov-2011	09-May-2012	09-Nov-2015	3.03%	108.31
7.40%	15/11/2011-2015	15-Nov-2011	15-May-2012	15-Nov-2015	3.03%	114.89
5.50%	23-11-2012-2015	23-Nov-2011	23-May-2012	23-Nov-2015	3.08%	108.28
7.40%	29/11/2011-2015	29-Nov-2011	29-May-2012	29-Nov-2015	3.08%	114.85
5.55%	30-11-2012-2015	30-Nov-2011	31-May-2012	30-Nov-2015	3.08%	108.50
5.60%	07-12-2012-2015	07-Dec-2011	07-Jun-2012	07-Dec-2015	3.08%	108.71
7.35%	13/12/2011-2015	13-Dec-2011	13-Jun-2012	13-Dec-2015	3.08%	114.83
5.65%	14-12-2012-2015	14-Dec-2011	14-Jun-2012	14-Dec-2015	3.08%	108.93
7.32%	20/12/2011-2015	20-Dec-2011	20-Jun-2012	20-Dec-2015	3.12%	114.64
7.32%	27/12/2011-2015	27-Dec-2011	27-Jun-2012	27-Dec-2015	3.12%	114.71
5.75%	30-12-2012-2015	30-Dec-2011	30-Jun-2012	30-Dec-2015	3.12%	109.23

Indicative Prices Quoted by the Reserve Bank of Fiji Based on Recent Tender Results

Quotation Date: 31-03-2012

Print Date: 30/03/2012 14:39




FIJI GOVERNMENT REGISTERED STOCKS

Loan Series	Last Coupon Date	Next Coupon Date	Maturity Date	Yield to Maturity	Price per 100	
6.73%	08-02-2013-2016	08-Feb-2012	08-Aug-2012	08-Feb-2016	3.17%	112.82
6.73%	22-02-2013-2016	22-Feb-2012	22-Aug-2012	22-Feb-2016	3.21%	112.79
6.74%	08-03-2013-2016	08-Mar-2012	08-Sep-2012	08-Mar-2016	3.21%	112.96
7.08%	21/03/2012-2016	21-Mar-2012	21-Sep-2012	21-Mar-2016	3.26%	114.13
6.78%	05-04-2013-2016	05-Oct-2011	05-Apr-2012	05-Apr-2016	3.26%	113.14
6.83%	12-04-2013-2016	12-Oct-2011	12-Apr-2012	12-Apr-2016	3.26%	113.39
7.00%	26-04-2013-2016	26-Oct-2011	26-Apr-2012	26-Apr-2016	3.31%	113.94
6.97%	02/05/2012-2016	02-Nov-2011	02-May-2012	02-May-2016	3.31%	113.88
9.00%	10-05-2013-2016	10-Nov-2011	10-May-2012	10-May-2016	3.31%	121.69
9.10%	19-05-2013-2016	19-Nov-2011	19-May-2012	19-May-2016	3.35%	122.02
9.10%	24-05-2013-2016	24-Nov-2011	24-May-2012	24-May-2016	3.35%	122.09
6.76%	30/05/2012-2016	30-Nov-2011	30-May-2012	30-May-2016	3.35%	113.15
9.34%	07-06-2013-2016	07-Dec-2011	07-Jun-2012	07-Jun-2016	3.35%	123.20
9.42%	16-06-2013-2016	16-Dec-2011	16-Jun-2012	16-Jun-2016	3.40%	123.42
6.55%	27/06/2012-2016	27-Dec-2011	27-Jun-2012	27-Jun-2016	3.40%	112.33
6.46%	11-07-2012-2016	11-Jan-2012	11-Jul-2012	11-Jul-2016	3.40%	112.09
9.50%	14-07-2013-2016	14-Jan-2012	14-Jul-2012	14-Jul-2016	3.40%	124.14
9.55%	28-07-2013-2016	28-Jan-2012	28-Jul-2012	28-Jul-2016	3.44%	124.36
6.25%	04-08-2014-2016	04-Feb-2012	04-Aug-2012	04-Aug-2016	3.44%	111.25
6.40%	08-08-2012-2016	08-Feb-2012	08-Aug-2012	08-Aug-2016	3.44%	111.88
6.40%	22-08-2012-2016	22-Feb-2012	22-Aug-2012	22-Aug-2016	3.49%	111.76
6.40%	29-08-2012-2016	29-Feb-2012	29-Aug-2012	29-Aug-2016	3.49%	111.81
9.60%	08-09-2013-2016	08-Mar-2012	08-Sep-2012	08-Sep-2016	3.49%	124.91
6.35%	03-10-2012-2016	03-Oct-2011	03-Apr-2012	03-Oct-2016	3.53%	111.66
9.94%	04-10-2013-2016	04-Oct-2011	04-Apr-2012	04-Oct-2016	3.53%	126.51
6.35%	10-10-2012-2016	10-Oct-2011	10-Apr-2012	10-Oct-2016	3.53%	111.70
6.35%	17-10-2012-2016	17-Oct-2011	17-Apr-2012	17-Oct-2016	3.58%	111.53
6.29%	05-12-2012-2016	05-Dec-2011	05-Jun-2012	05-Dec-2016	3.62%	111.39
10.75%	20-12-2013-2016	20-Dec-2011	20-Jun-2012	20-Dec-2016	3.67%	130.42
6.28%	20-02-2013-2017	20-Feb-2012	20-Aug-2012	20-Feb-2017	3.76%	111.16
6.28%	27-02-2013-2017	27-Feb-2012	27-Aug-2012	27-Feb-2017	3.76%	111.20
6.28%	06-03-2013-2017	06-Mar-2012	06-Sep-2012	06-Mar-2017	3.76%	111.25
6.29%	20-03-2013-2017	20-Mar-2012	20-Sep-2012	20-Mar-2017	3.80%	111.18
8.79%	11-04-2014-2017	11-Oct-2011	11-Apr-2012	11-Apr-2017	3.80%	122.65
6.29%	29-05-2013-2017	29-Nov-2011	29-May-2012	29-May-2017	3.89%	111.12
8.75%	08-06-2014-2017	08-Dec-2011	08-Jun-2012	08-Jun-2017	3.89%	122.63
6.27%	12-06-2013-2017	12-Dec-2011	12-Jun-2012	12-Jun-2017	3.89%	111.10
6.26%	26-06-2013-2017	26-Dec-2011	26-Jun-2012	26-Jun-2017	3.94%	110.88
6.26%	10-07-2013-2017	10-Jan-2012	10-Jul-2012	10-Jul-2017	3.94%	110.95
6.26%	31-07-2013-2017	31-Jan-2012	31-Jul-2012	31-Jul-2017	3.98%	110.86
6.00%	10-08-2015-2017	10-Feb-2012	10-Aug-2012	10-Aug-2017	3.98%	109.66
6.26%	14-08-2013-2017	14-Feb-2012	14-Aug-2012	14-Aug-2017	3.98%	110.93
7.45%	17-08-2014-2017	17-Feb-2012	17-Aug-2012	17-Aug-2017	4.03%	116.39
5.98%	24-08-2015-2017	24-Feb-2012	24-Aug-2012	24-Aug-2017	4.03%	109.38
6.20%	28-08-2013-2017	28-Feb-2012	28-Aug-2012	28-Aug-2017	4.03%	110.45
5.75%	07-09-2015-2017	07-Mar-2012	07-Sep-2012	07-Sep-2017	4.03%	108.32
6.20%	11-09-2013-2017	11-Mar-2012	11-Sep-2012	11-Sep-2017	4.03%	110.51
6.73%	21-09-2014-2017	21-Mar-2012	21-Sep-2012	21-Sep-2017	4.08%	112.88
6.20%	25-09-2013-2017	25-Mar-2012	25-Sep-2012	25-Sep-2017	4.08%	110.32
6.20%	16-10-2013-2017	16-Oct-2011	16-Apr-2012	16-Oct-2017	4.12%	110.21
6.19%	30-10-2013-2017	30-Oct-2011	30-Apr-2012	30-Oct-2017	4.12%	110.22
5.75%	09-11-2015-2017	09-Nov-2011	09-May-2012	09-Nov-2017	4.12%	108.08
6.19%	13-11-2013-2017	13-Nov-2011	13-May-2012	13-Nov-2017	4.12%	110.28
6.18%	27-11-2013-2017	27-Nov-2011	27-May-2012	27-Nov-2017	4.17%	110.03
6.18%	11-12-2013-2017	11-Dec-2011	11-Jun-2012	11-Dec-2017	4.17%	110.09
6.39%	14-12-2014-2017	14-Dec-2011	14-Jun-2012	14-Dec-2017	4.17%	111.16
6.17%	18-12-2013-2017	18-Dec-2011	18-Jun-2012	18-Dec-2017	4.21%	109.86
6.50%	23-01-2015-2018	23-Jan-2012	23-Jul-2012	23-Jan-2018	4.26%	111.42
6.12%	12-02-2014-2018	12-Feb-2012	12-Aug-2012	12-Feb-2018	4.26%	109.56
6.08%	26-02-2014-2018	26-Feb-2012	26-Aug-2012	26-Feb-2018	4.30%	109.19
6.01%	12-03-2014-2018	12-Mar-2012	12-Sep-2012	12-Mar-2018	4.30%	108.89
6.60%	19-03-2015-2018	19-Mar-2012	19-Sep-2012	19-Mar-2018	4.35%	111.71

Indicative Prices Quoted by the Reserve Bank of Fiji Based on Recent Tender Results

Quotation Date: 31-03-2012

Print Date: 30/03/2012 14:39




FIJI GOVERNMENT REGISTERED STOCKS

	Loan Series	Last Coupon Date	Next Coupon Date	Maturity Date	Yield to Maturity	Price per 100
5.99%	26-03-2014-2018	26-Mar-2012	26-Sep-2012	26-Mar-2018	4.35%	108.56
5.89%	7-05-2014-2018	07-Nov-2011	07-May-2012	07-May-2018	4.40%	107.89
6.70%	07-05-2015-2018	07-Nov-2011	07-May-2012	07-May-2018	4.40%	112.19
5.80%	21-05-2014-2018	21-Nov-2011	21-May-2012	21-May-2018	4.44%	107.23
5.75%	04-06-2014-2018	04-Dec-2011	04-Jun-2012	04-Jun-2018	4.44%	107.00
5.67%	18/06/2014-2018	18-Dec-2011	18-Jun-2012	18-Jun-2018	4.49%	106.33
7.00%	18-06-2015-2018	18-Dec-2011	18-Jun-2012	18-Jun-2018	4.49%	113.47
5.64%	02-07-2014-2018	02-Jan-2012	02-Jul-2012	02-Jul-2018	4.49%	106.20
5.58%	23-07-2014-2018	23-Jan-2012	23-Jul-2012	23-Jul-2018	4.53%	105.70
7.05%	23-07-2015-2018	23-Jan-2012	23-Jul-2012	23-Jul-2018	4.53%	113.69
6.70%	04-08-2016-2018	04-Feb-2012	04-Aug-2012	04-Aug-2018	4.53%	111.85
5.55%	06-08-2014-2018	06-Feb-2012	06-Aug-2012	06-Aug-2018	4.53%	105.57
5.55%	13-08-2014-2018	13-Feb-2012	13-Aug-2012	13-Aug-2018	4.53%	105.58
7.10%	20-08-2015-2018	20-Feb-2012	20-Aug-2012	20-Aug-2018	4.58%	113.82
5.56%	27-08-2014-2018	27-Feb-2012	27-Aug-2012	27-Aug-2018	4.58%	105.39
7.10%	03-09-2015-2018	03-Mar-2012	03-Sep-2012	03-Sep-2018	4.58%	113.88
7.13%	12-09-2015-2018	12-Mar-2012	12-Sep-2012	12-Sep-2018	4.58%	114.10
6.70%	15-09-2016-2018	15-Mar-2012	15-Sep-2012	15-Sep-2018	4.58%	111.73
5.56%	17-09-2014-2018	17-Mar-2012	17-Sep-2012	17-Sep-2018	4.63%	105.14
5.55%	08-10-2014-2018	08-Oct-2011	08-Apr-2012	08-Oct-2018	4.63%	105.13
7.16%	08-10-2015-2018	08-Oct-2011	08-Apr-2012	08-Oct-2018	4.63%	114.10
5.54%	15-10-2014-2018	15-Oct-2011	15-Apr-2012	15-Oct-2018	4.63%	105.08
5.54%	29-10-2014-2018	29-Oct-2011	29-Apr-2012	29-Oct-2018	4.67%	104.88
7.19%	05-11-2015-2018	05-Nov-2011	05-May-2012	05-Nov-2018	4.67%	114.16
5.55%	12-11-2014-2018	12-Nov-2011	12-May-2012	12-Nov-2018	4.67%	104.95
7.22%	19-11-2015-2018	19-Nov-2011	19-May-2012	19-Nov-2018	4.72%	114.09
5.54%	26-11-2014-2018	26-Nov-2011	26-May-2012	26-Nov-2018	4.72%	104.63
7.25%	05-12-2015-2018	05-Dec-2011	05-Jun-2012	05-Dec-2018	4.72%	114.34
7.50%	17-12-2015-2018	17-Dec-2011	17-Jun-2012	17-Dec-2018	4.76%	115.58
5.54%	24-12-2014-2018	24-Dec-2011	24-Jun-2012	24-Dec-2018	4.76%	104.44
7.80%	24-12-2015-2018	24-Dec-2011	24-Jun-2012	24-Dec-2018	4.76%	117.32
8.80%	31-12-2015-2018	31-Dec-2011	30-Jun-2012	31-Dec-2018	4.76%	123.08
9.80%	07-01-2016-2019	07-Jan-2012	07-Jul-2012	07-Jan-2019	4.76%	128.86
10.00%	21-01-2016-2019	21-Jan-2012	21-Jul-2012	21-Jan-2019	4.81%	129.81
10.25%	28-01-2016-2019	28-Jan-2012	28-Jul-2012	28-Jan-2019	4.81%	131.33
10.25%	06-02-2016-2019	06-Feb-2012	06-Aug-2012	06-Feb-2019	4.81%	131.42
10.25%	20-02-2016-2019	20-Feb-2012	20-Aug-2012	20-Feb-2019	4.85%	131.30
5.50%	25-02-2015-2019	25-Feb-2012	25-Aug-2012	25-Feb-2019	4.85%	103.77
10.50%	27-02-2016-2019	27-Feb-2012	27-Aug-2012	27-Feb-2019	4.85%	132.83
10.50%	04-03-2016-2019	04-Mar-2012	04-Sep-2012	04-Mar-2019	4.85%	132.90
10.75%	11-03-2016-2019	11-Mar-2012	11-Sep-2012	11-Mar-2019	4.85%	134.43
5.49%	17-03-2015-2019	17-Mar-2012	17-Sep-2012	17-Mar-2019	4.90%	103.44
10.75%	25-03-2016-2019	25-Mar-2012	25-Sep-2012	25-Mar-2019	4.90%	134.25
6.55%	30-03-2017-2019	30-Mar-2012	30-Sep-2012	30-Mar-2019	4.90%	109.68
5.46%	31-03-2015-2019	31-Mar-2012	30-Sep-2012	31-Mar-2019	4.90%	103.28
11.00%	15-04-2016-2019	15-Oct-2011	15-Apr-2012	15-Apr-2019	4.90%	135.95
11.00%	22-04-2016-2019	22-Oct-2011	22-Apr-2012	22-Apr-2019	4.95%	135.67
5.45%	12-05-2015-2019	12-Nov-2011	12-May-2012	12-May-2019	4.95%	102.96
11.00%	13-05-2016-2019	13-Nov-2011	13-May-2012	13-May-2019	4.95%	135.91
5.44%	26-05-2015-2019	26-Nov-2011	26-May-2012	26-May-2019	4.99%	102.67
10.50%	27-05-2016-2019	27-Nov-2011	27-May-2012	27-May-2019	4.99%	132.81
10.75%	10-06-2016-2019	10-Dec-2011	10-Jun-2012	10-Jun-2019	4.99%	134.44
5.44%	16-06-2015-2019	16-Dec-2011	16-Jun-2012	16-Jun-2019	5.04%	102.39
5.45%	30-06-2015-2019	31-Dec-2011	30-Jun-2012	30-Jun-2019	5.04%	102.46
5.48%	14-07-2015-2019	14-Jan-2012	14-Jul-2012	14-Jul-2019	5.04%	102.65
5.52%	21-07-2015-2019	21-Jan-2012	21-Jul-2012	21-Jul-2019	5.08%	102.65
5.55%	28-07-2015-2019	28-Jan-2012	28-Jul-2012	28-Jul-2019	5.08%	102.84
5.60%	04-08-2015-2019	04-Feb-2012	04-Aug-2012	04-Aug-2019	5.08%	103.15
6.10%	10-08-2017-2019	10-Feb-2012	10-Aug-2012	10-Aug-2019	5.08%	106.19
5.65%	11-08-2015-2019	11-Feb-2012	11-Aug-2012	11-Aug-2019	5.08%	103.46
5.70%	18-08-2015-2019	18-Feb-2012	18-Aug-2012	18-Aug-2019	5.13%	103.46
5.65%	24-08-2017-2019	24-Feb-2012	24-Aug-2012	24-Aug-2019	5.13%	103.16

Indicative Prices Quoted by the Reserve Bank of Fiji Based on Recent Tender Results

Quotation Date: 31-03-2012

Print Date: 30/03/2012 14:39




FIJI GOVERNMENT REGISTERED STOCKS

Loan Series	Last Coupon Date	Next Coupon Date	Maturity Date	Yield to Maturity	Price per 100	
5.80%	01-09-2015-2019	01-Mar-2012	01-Sep-2012	01-Sep-2019	5.13%	104.09
5.60%	07-09-2017-2019	07-Mar-2012	07-Sep-2012	07-Sep-2019	5.13%	102.87
5.85%	15-09-2015-2019	15-Mar-2012	15-Sep-2012	15-Sep-2019	5.13%	104.41
5.88%	29-09-2015-2019	29-Mar-2012	29-Sep-2012	29-Sep-2019	5.18%	104.30
9.50%	30-09-2016-2019	31-Mar-2012	30-Sep-2012	30-Sep-2019	5.18%	126.57
5.88%	13-10-2015-2019	13-Oct-2011	13-Apr-2012	13-Oct-2019	5.18%	104.32
5.89%	20-10-2015-2019	20-Oct-2011	20-Apr-2012	20-Oct-2019	5.22%	104.14
5.90%	27-10-2015-2019	27-Oct-2011	27-Apr-2012	27-Oct-2019	5.22%	104.20
6.50%	06-11-2016-2019	06-Nov-2011	06-May-2012	06-Nov-2019	5.22%	107.94
5.90%	10-11-2015-2019	10-Nov-2011	10-May-2012	10-Nov-2019	5.22%	104.22
5.90%	17-11-2015-2019	17-Nov-2011	17-May-2012	17-Nov-2019	5.27%	103.91
5.90%	24-11-2015-2019	24-Nov-2011	24-May-2012	24-Nov-2019	5.27%	103.92
5.91%	08-12-2015-2019	08-Dec-2011	08-Jun-2012	08-Dec-2019	5.27%	103.99
5.94%	22-12-2015-2019	22-Dec-2011	22-Jun-2012	22-Dec-2019	5.31%	103.94
5.97%	29-12-2015-2019	29-Dec-2011	29-Jun-2012	29-Dec-2019	5.31%	104.14
6.00%	16-02-2016-2020	16-Feb-2012	16-Aug-2012	16-Feb-2020	5.40%	103.80
6.04%	02-03-2016-2020	02-Mar-2012	02-Sep-2012	02-Mar-2020	5.40%	104.08
6.07%	16-03-2016-2020	16-Mar-2012	16-Sep-2012	16-Mar-2020	5.40%	104.29
6.10%	30-03-2016-2020	30-Mar-2012	30-Sep-2012	30-Mar-2020	5.45%	104.17
6.14%	11-05-2016-2020	11-Nov-2011	11-May-2012	11-May-2020	5.47%	104.34
6.16%	25-05-2016-2020	25-Nov-2011	25-May-2012	25-May-2020	5.49%	104.35
6.15%	08-06-2016-2020	08-Dec-2011	08-Jun-2012	08-Jun-2020	5.49%	104.30
6.18%	22-06-2016-2020	22-Dec-2011	22-Jun-2012	22-Jun-2020	5.51%	104.37
6.20%	06-07-2016-2020	06-Jan-2012	06-Jul-2012	06-Jul-2020	5.51%	104.52
6.22%	20-07-2016-2020	20-Jan-2012	20-Jul-2012	20-Jul-2020	5.52%	104.60
6.24%	17-08-2016-2020	17-Feb-2012	17-Aug-2012	17-Aug-2020	5.54%	104.64
6.26%	31-08-2016-2020	29-Feb-2012	31-Aug-2012	31-Aug-2020	5.54%	104.79
6.30%	14-09-2016-2020	14-Mar-2012	14-Sep-2012	14-Sep-2020	5.54%	105.07
6.32%	21-09-2016-2020	21-Mar-2012	21-Sep-2012	21-Sep-2020	5.56%	105.08
6.35%	28-09-2016-2020	28-Mar-2012	28-Sep-2012	28-Sep-2020	5.56%	105.29
6.37%	12-10-2016-2020	12-Oct-2011	12-Apr-2012	12-Oct-2020	5.56%	105.44
6.40%	19-10-2016-2020	19-Oct-2011	19-Apr-2012	19-Oct-2020	5.58%	105.51
6.42%	26-10-2016-2020	26-Oct-2011	26-Apr-2012	26-Oct-2020	5.58%	105.66
6.44%	09-11-2016-2020	09-Nov-2011	09-May-2012	09-Nov-2020	5.58%	105.81
6.46%	23-11-2016-2020	23-Nov-2011	23-May-2012	23-Nov-2020	5.60%	105.82
6.51%	30-11-2016-2020	30-Nov-2011	31-May-2012	30-Nov-2020	5.60%	106.17
6.54%	07-12-2016-2020	07-Dec-2011	07-Jun-2012	07-Dec-2020	5.60%	106.39
6.60%	14-12-2016-2020	14-Dec-2011	14-Jun-2012	14-Dec-2020	5.60%	106.80
6.65%	21-12-2016-2020	21-Dec-2011	21-Jun-2012	21-Dec-2020	5.62%	107.02
6.75%	30-12-2016-2020	30-Dec-2011	30-Jun-2012	30-Dec-2020	5.62%	107.71
7.68%	08-02-2017-2021	08-Feb-2012	08-Aug-2012	08-Feb-2021	5.63%	114.13
7.68%	22-02-2017-2021	22-Feb-2012	22-Aug-2012	22-Feb-2021	5.65%	114.03
7.75%	08-03-2017-2021	08-Mar-2012	08-Sep-2012	08-Mar-2021	5.65%	114.57
7.78%	05-04-2017-2021	05-Oct-2011	05-Apr-2012	05-Apr-2021	5.67%	114.73
7.85%	12-04-2017-2021	12-Oct-2011	12-Apr-2012	12-Apr-2021	5.67%	115.24
8.00%	26-04-2017-2021	26-Oct-2011	26-Apr-2012	26-Apr-2021	5.69%	116.19
9.60%	10-05-2017-2021	10-Nov-2011	10-May-2012	10-May-2021	5.69%	127.49
9.75%	19-05-2017-2021	19-Nov-2011	19-May-2012	19-May-2021	5.71%	128.43
9.77%	24-05-2017-2021	24-Nov-2011	24-May-2012	24-May-2021	5.71%	128.61
9.95%	31-05-2017-2021	30-Nov-2011	31-May-2012	31-May-2021	5.71%	129.92
9.95%	07-06-2017-2021	07-Dec-2011	07-Jun-2012	07-Jun-2021	5.71%	129.97
10.01%	16-06-2017-2021	16-Dec-2011	16-Jun-2012	16-Jun-2021	5.73%	130.28
10.02%	21-06-2017-2021	21-Dec-2011	21-Jun-2012	21-Jun-2021	5.73%	130.39
10.15%	28-06-2017-2021	28-Dec-2011	28-Jun-2012	28-Jun-2021	5.73%	131.36
10.20%	30-06-2017-2021	31-Dec-2011	30-Jun-2012	30-Jun-2021	5.73%	131.73
10.25%	14-07-2017-2021	14-Jan-2012	14-Jul-2012	14-Jul-2021	5.73%	132.19
10.30%	28-07-2017-2021	28-Jan-2012	28-Jul-2012	28-Jul-2021	5.74%	132.56
10.35%	23-08-2017-2021	23-Feb-2012	23-Aug-2012	23-Aug-2021	5.76%	132.94
10.40%	29-08-2017-2021	29-Feb-2012	29-Aug-2012	29-Aug-2021	5.76%	133.35
10.45%	08-09-2017-2021	08-Mar-2012	08-Sep-2012	08-Sep-2021	5.76%	133.77
10.35%	15-09-2017-2021	15-Mar-2012	15-Sep-2012	15-Sep-2021	5.76%	133.10
10.45%	20-09-2017-2021	20-Mar-2012	20-Sep-2012	20-Sep-2021	5.78%	133.69

Indicative Prices Quoted by the Reserve Bank of Fiji Based on Recent Tender Results

Quotation Date: 31-03-2012

Print Date: 30/03/2012 14:39




FIJI GOVERNMENT REGISTERED STOCKS

Loan Series	Last Coupon Date	Next Coupon Date	Maturity Date	Yield to Maturity	Price per 100
10.50% 04-10-2017-2021	04-Oct-2011	04-Apr-2012	04-Oct-2021	5.78%	134.16
10.97% 18-10-2017-2021	18-Oct-2011	18-Apr-2012	18-Oct-2021	5.80%	137.50
10.98% 01-11-2017-2021	01-Nov-2011	01-May-2012	01-Nov-2021	5.80%	137.67
11.00% 15-11-2017-2021	15-Nov-2011	15-May-2012	15-Nov-2021	5.80%	137.93
12.71% 07-12-2017-2021	07-Dec-2011	07-Jun-2012	07-Dec-2021	5.82%	150.45
13.00% 13-12-2017-2021	13-Dec-2011	13-Jun-2012	13-Dec-2021	5.82%	152.64
13.49% 20-12-2017-2021	20-Dec-2011	20-Jun-2012	20-Dec-2021	5.84%	156.11
13.49% 29-12-2017-2021	29-Dec-2011	29-Jun-2012	29-Dec-2021	5.84%	156.22
13.58% 10-01-2018-2022	10-Jan-2012	10-Jul-2012	10-Jan-2022	5.84%	157.02
13.60% 24-01-2018-2022	24-Jan-2012	24-Jul-2012	24-Jan-2022	5.85%	157.24
13.59% 14-02-2018-2022	14-Feb-2012	14-Aug-2012	14-Feb-2022	5.85%	157.42
12.31% 11-04-2018-2022	11-Oct-2011	11-Apr-2012	11-Apr-2022	5.89%	148.10
9.00% 08-06-2018-2022	08-Dec-2011	08-Jun-2012	08-Jun-2022	5.93%	123.21
7.85% 17-08-2018-2022	17-Feb-2012	17-Aug-2012	17-Aug-2022	5.98%	114.30
6.83% 21-09-2018-2022	21-Mar-2012	21-Sep-2012	21-Sep-2022	6.00%	106.38
6.58% 14-12-2018-2022	14-Dec-2011	14-Jun-2012	14-Dec-2022	6.04%	104.20
6.78% 23-01-2019-2023	23-Jan-2012	23-Jul-2012	23-Jan-2023	6.07%	105.56
6.88% 19-03-2019-2023	19-Mar-2012	19-Sep-2012	19-Mar-2023	6.11%	106.09
7.00% 07-05-2019-2023	07-Nov-2011	07-May-2012	07-May-2023	6.13%	106.92
7.05% 18-06-2019-2023	18-Dec-2011	18-Jun-2012	18-Jun-2023	6.17%	107.04
7.10% 23-07-2019-2023	23-Jan-2012	23-Jul-2012	23-Jul-2023	6.19%	107.31
7.15% 20-08-2019-2023	20-Feb-2012	20-Aug-2012	20-Aug-2023	6.21%	107.58
7.20% 03-09-2019-2023	03-Mar-2012	03-Sep-2012	03-Sep-2023	6.21%	108.01
7.23% 12-09-2019-2023	12-Mar-2012	12-Sep-2012	12-Sep-2023	6.21%	108.26
7.27% 08-10-2019-2023	08-Oct-2011	08-Apr-2012	08-Oct-2023	6.23%	108.46
7.30% 05-11-2019-2023	05-Nov-2011	05-May-2012	05-Nov-2023	6.24%	108.65
7.33% 19-11-2019-2023	19-Nov-2011	19-May-2012	19-Nov-2023	6.26%	108.74
7.35% 05-12-2019-2023	05-Dec-2011	05-Jun-2012	05-Dec-2023	6.26%	108.92
7.80% 17-12-2019-2023	17-Dec-2011	17-Jun-2012	17-Dec-2023	6.28%	112.46
8.30% 24-12-2019-2023	24-Dec-2011	24-Jun-2012	24-Dec-2023	6.28%	116.58
9.30% 31-12-2019-2023	31-Dec-2011	30-Jun-2012	31-Dec-2023	6.28%	124.82
10.30% 07-01-2020-2024	07-Jan-2012	07-Jul-2012	07-Jan-2024	6.28%	133.07
10.50% 21-01-2020-2024	21-Jan-2012	21-Jul-2012	21-Jan-2024	6.30%	134.60
10.75% 28-01-2020-2024	28-Jan-2012	28-Jul-2012	28-Jan-2024	6.30%	136.70
10.75% 06-02-2020-2024	06-Feb-2012	06-Aug-2012	06-Feb-2024	6.30%	136.75
10.75% 13-02-2020-2024	13-Feb-2012	13-Aug-2012	13-Feb-2024	6.30%	136.79
10.75% 20-02-2020-2024	20-Feb-2012	20-Aug-2012	20-Feb-2024	6.32%	136.63
11.00% 27-02-2020-2024	27-Feb-2012	27-Aug-2012	27-Feb-2024	6.32%	138.74
11.00% 04-03-2020-2024	04-Mar-2012	04-Sep-2012	04-Mar-2024	6.32%	138.78
11.24% 11-03-2020-2024	11-Mar-2012	11-Sep-2012	11-Mar-2024	6.32%	140.82
11.50% 18-03-2020-2024	18-Mar-2012	18-Sep-2012	18-Mar-2024	6.34%	142.81
11.75% 25-03-2020-2024	25-Mar-2012	25-Sep-2012	25-Mar-2024	6.34%	144.94
11.93% 15-04-2020-2024	15-Oct-2011	15-Apr-2012	15-Apr-2024	6.34%	146.58
11.99% 13-05-2020-2024	13-Nov-2011	13-May-2012	13-May-2024	6.36%	147.05
12.00% 10-06-2020-2024	10-Dec-2011	10-Jun-2012	10-Jun-2024	6.38%	147.11
12.00% 17-06-2020-2024	17-Dec-2011	17-Jun-2012	17-Jun-2024	6.40%	146.94
12.04% 01-07-2020-2024	01-Jan-2012	01-Jul-2012	01-Jul-2024	6.40%	147.38
12.03% 05-08-2020-2024	05-Feb-2012	05-Aug-2012	05-Aug-2024	6.41%	147.43
11.00% 16-09-2020-2024	16-Mar-2012	16-Sep-2012	16-Sep-2024	6.45%	138.55
11.00% 30-09-2020-2024	31-Mar-2012	30-Sep-2012	30-Sep-2024	6.45%	138.64
10.00% 14-10-2020-2024	14-Oct-2011	14-Apr-2012	14-Oct-2024	6.45%	130.20
10.00% 28-10-2020-2024	28-Oct-2011	28-Apr-2012	28-Oct-2024	6.47%	130.05
8.00% 06-11-2020-2024	06-Nov-2011	06-May-2012	06-Nov-2024	6.47%	113.04
8.00% 18-11-2020-2024	18-Nov-2011	18-May-2012	18-Nov-2024	6.49%	112.87
8.00% 25-11-2020-2024	25-Nov-2011	25-May-2012	25-Nov-2024	6.49%	112.88
7.00% 18-12-2020-2024	18-Dec-2011	18-Jun-2012	18-Dec-2024	6.51%	104.18
7.00% 06-01-2021-2025	06-Jan-2012	06-Jul-2012	06-Jan-2025	6.51%	104.19
7.00% 14-04-2021-2025	14-Oct-2011	14-Apr-2012	14-Apr-2025	6.56%	103.81
7.00% 21-04-2021-2025	21-Oct-2011	21-Apr-2012	21-Apr-2025	6.58%	103.64
7.50% 19-05-2021-2025	19-Nov-2011	19-May-2012	19-May-2025	6.60%	107.81
7.75% 02-06-2021-2025	02-Dec-2011	02-Jun-2012	02-Jun-2025	6.60%	110.00
8.00% 28-07-2021-2025	28-Jan-2012	28-Jul-2012	28-Jul-2025	6.63%	111.99

Indicative Prices Quoted by the Reserve Bank of Fiji Based on Recent Tender Results

Quotation Date: 31-03-2012

Print Date: 30/03/2012 14:39




FIJI GOVERNMENT REGISTERED STOCKS

Loan Series	Last Coupon Date	Next Coupon Date	Maturity Date	Yield to Maturity	Price per 100
8.25% 15-09-2021-2025	15-Mar-2012	15-Sep-2012	15-Sep-2025	6.65%	114.08
8.95% 22-09-2021-2025	22-Mar-2012	22-Sep-2012	22-Sep-2025	6.67%	120.06
9.00% 06-10-2021-2025	06-Oct-2011	06-Apr-2012	06-Oct-2025	6.67%	120.54
9.00% 13-10-2021-2025	13-Oct-2011	13-Apr-2012	13-Oct-2025	6.67%	120.55
9.00% 20-10-2021-2025	20-Oct-2011	20-Apr-2012	20-Oct-2025	6.69%	120.37
9.00% 27-10-2021-2025	27-Oct-2011	27-Apr-2012	27-Oct-2025	6.69%	120.39
9.00% 03-11-2021-2025	03-Nov-2011	03-May-2012	03-Nov-2025	6.69%	120.40
9.00% 10-11-2021-2025	10-Nov-2011	10-May-2012	10-Nov-2025	6.69%	120.42
9.00% 24-11-2021-2025	24-Nov-2011	24-May-2012	24-Nov-2025	6.71%	120.25
9.00% 08-12-2021-2025	08-Dec-2011	08-Jun-2012	08-Dec-2025	6.71%	120.28
9.00% 15-12-2021-2025	15-Dec-2011	15-Jun-2012	15-Dec-2025	6.71%	120.30
8.99% 22-12-2021-2025	22-Dec-2011	22-Jun-2012	22-Dec-2025	6.72%	120.13
8.95% 23-02-2022-2026	23-Feb-2012	23-Aug-2012	23-Feb-2026	6.76%	119.53
8.00% 16-03-2022-2026	16-Mar-2012	16-Sep-2012	16-Mar-2026	6.76%	111.09
8.00% 30-03-2022-2026	30-Mar-2012	30-Sep-2012	30-Mar-2026	6.78%	110.92
7.90% 11-05-2022-2026	11-Nov-2011	11-May-2012	11-May-2026	6.80%	109.87
7.00% 22-06-2022-2026	22-Dec-2011	22-Jun-2012	22-Jun-2026	6.84%	101.43
6.72% 27-07-2022-2026	27-Jan-2012	27-Jul-2012	27-Jul-2026	6.85%	98.81
6.40% 10-08-2022-2026	10-Feb-2012	10-Aug-2012	10-Aug-2026	6.85%	95.92
6.00% 24-08-2022-2026	24-Feb-2012	24-Aug-2012	24-Aug-2026	6.87%	92.12
5.80% 07-09-2022-2026	07-Mar-2012	07-Sep-2012	07-Sep-2026	6.87%	90.29
5.80% 28-09-2022-2026	28-Mar-2012	28-Sep-2012	28-Sep-2026	6.89%	90.11
5.80% 05-10-2022-2026	05-Oct-2011	05-Apr-2012	05-Oct-2026	6.89%	90.10
5.80% 12-10-2022-2026	12-Oct-2011	12-Apr-2012	12-Oct-2026	6.89%	90.09
5.80% 19-10-2022-2026	19-Oct-2011	19-Apr-2012	19-Oct-2026	6.91%	89.91
5.80% 28-10-2022-2026	28-Oct-2011	28-Apr-2012	28-Oct-2026	6.91%	89.90
5.80% 09-11-2022-2026	09-Nov-2011	09-May-2012	09-Nov-2026	6.91%	89.88
6.32% 07-12-2022-2026	07-Dec-2011	07-Jun-2012	07-Dec-2026	6.93%	94.42
6.50% 14-12-2022-2026	14-Dec-2011	14-Jun-2012	14-Dec-2026	6.93%	96.06
6.64% 21-12-2022-2026	21-Dec-2011	21-Jun-2012	21-Dec-2026	6.95%	97.16
7.00% 30-12-2022-2026	30-Dec-2011	30-Jun-2012	30-Dec-2026	6.95%	100.44
6.97% 14-12-2023-2027	14-Dec-2011	14-Jun-2012	14-Dec-2027	7.19%	97.93
7.10% 23-01-2024-2028	23-Jan-2012	23-Jul-2012	23-Jan-2028	7.23%	98.77
7.20% 19-03-2024-2028	19-Mar-2012	19-Sep-2012	19-Mar-2028	7.28%	99.25
7.23% 07-05-2024-2028	07-Nov-2011	07-May-2012	07-May-2028	7.30%	99.33
7.25% 18-06-2024-2028	18-Dec-2011	18-Jun-2012	18-Jun-2028	7.35%	99.05
7.30% 23-07-2024-2028	23-Jan-2012	23-Jul-2012	23-Jul-2028	7.37%	99.33
7.35% 20-08-2024-2028	20-Feb-2012	20-Aug-2012	20-Aug-2028	7.40%	99.52
7.39% 03-09-2024-2028	03-Mar-2012	03-Sep-2012	03-Sep-2028	7.40%	99.90
7.42% 12-09-2024-2028	12-Mar-2012	12-Sep-2012	12-Sep-2028	7.40%	100.18
7.46% 08-10-2024-2028	08-Oct-2011	08-Apr-2012	08-Oct-2028	7.42%	100.37
7.50% 05-11-2024-2028	05-Nov-2011	05-May-2012	05-Nov-2028	7.44%	100.56
7.53% 19-11-2024-2028	19-Nov-2011	19-May-2012	19-Nov-2028	7.47%	100.55
7.55% 05-12-2024-2028	05-Dec-2011	05-Jun-2012	05-Dec-2028	7.47%	100.74
8.50% 17-12-2024-2028	17-Dec-2011	17-Jun-2012	17-Dec-2028	7.49%	109.52
9.50% 24-12-2024-2028	24-Dec-2011	24-Jun-2012	24-Dec-2028	7.49%	118.97
10.50% 31-12-2024-2028	31-Dec-2011	30-Jun-2012	31-Dec-2028	7.49%	128.44
11.50% 07-01-2025-2029	07-Jan-2012	07-Jul-2012	07-Jan-2029	7.49%	137.91
11.75% 21-01-2025-2029	21-Jan-2012	21-Jul-2012	21-Jan-2029	7.51%	140.08
12.00% 28-01-2025-2029	28-Jan-2012	28-Jul-2012	28-Jan-2029	7.51%	142.47
12.10% 06-02-2025-2029	06-Feb-2012	06-Aug-2012	06-Feb-2029	7.51%	143.45
12.34% 13-02-2025-2029	13-Feb-2012	13-Aug-2012	13-Feb-2029	7.51%	145.75
12.34% 20-02-2025-2029	20-Feb-2012	20-Aug-2012	20-Feb-2029	7.54%	145.40
12.50% 27-02-2025-2029	27-Feb-2012	27-Aug-2012	27-Feb-2029	7.54%	146.95
12.50% 04-03-2025-2029	04-Mar-2012	04-Sep-2012	04-Mar-2029	7.54%	146.97
12.60% 11-03-2025-2029	11-Mar-2012	11-Sep-2012	11-Mar-2029	7.54%	147.95
12.60% 18-03-2025-2029	18-Mar-2012	18-Sep-2012	18-Mar-2029	7.56%	147.73
12.70% 25-03-2025-2029	25-Mar-2012	25-Sep-2012	25-Mar-2029	7.56%	148.71
12.81% 15-04-2025-2029	15-Oct-2011	15-Apr-2012	15-Apr-2029	7.56%	149.83
12.97% 13-05-2025-2029	13-Nov-2011	13-May-2012	13-May-2029	7.58%	151.19
13.00% 17-06-2025-2029	17-Dec-2011	17-Jun-2012	17-Jun-2029	7.63%	150.96
13.00% 01-07-2025-2029	01-Jan-2012	01-Jul-2012	01-Jul-2029	7.63%	151.01

Indicative Prices Quoted by the Reserve Bank of Fiji Based on Recent Tender Results

Quotation Date: **31-03-2012**

Print Date: 30/03/2012 14:39



FIJI GOVERNMENT REGISTERED STOCKS

Loan Series	Last Coupon Date	Next Coupon Date	Maturity Date	Yield to Maturity	Price per 100
13.00% 15-07-2025-2029	15-Jan-2012	15-Jul-2012	15-Jul-2029	7.63%	151.07
13.00% 05-08-2025-2029	05-Feb-2012	05-Aug-2012	05-Aug-2029	7.65%	150.90
13.00% 19-08-2025-2029	19-Feb-2012	19-Aug-2012	19-Aug-2029	7.68%	150.57
12.00% 02-09-2025-2029	02-Mar-2012	02-Sep-2012	02-Sep-2029	7.68%	141.10
12.00% 16-09-2025-2029	16-Mar-2012	16-Sep-2012	16-Sep-2029	7.70%	140.90
12.00% 30-09-2025-2029	31-Mar-2012	30-Sep-2012	30-Sep-2029	7.70%	140.96
11.00% 02-10-2025-2029	02-Oct-2011	02-Apr-2012	02-Oct-2029	7.70%	131.44
11.00% 14-10-2025-2029	14-Oct-2011	14-Apr-2012	14-Oct-2029	7.70%	131.46
11.00% 28-10-2025-2029	28-Oct-2011	28-Apr-2012	28-Oct-2029	7.72%	131.25
9.00% 06-11-2025-2029	06-Nov-2011	06-May-2012	06-Nov-2029	7.72%	112.20
9.00% 18-11-2025-2029	18-Nov-2011	18-May-2012	18-Nov-2029	7.75%	111.89
9.00% 25-11-2025-2029	25-Nov-2011	25-May-2012	25-Nov-2029	7.75%	111.90
8.00% 04-12-2025-2029	04-Dec-2011	04-Jun-2012	04-Dec-2029	7.75%	102.37
8.00% 18-12-2025-2029	18-Dec-2011	18-Jun-2012	18-Dec-2029	7.77%	102.17
8.00% 24-12-2025-2029	24-Dec-2011	24-Jun-2012	24-Dec-2029	7.77%	102.18
8.00% 30-12-2025-2029	30-Dec-2011	30-Jun-2012	30-Dec-2029	7.77%	102.18
8.00% 06-01-2026-2030	06-Jan-2012	06-Jul-2012	06-Jan-2030	7.77%	102.18
8.00% 20-01-2026-2030	20-Jan-2012	20-Jul-2012	20-Jan-2030	7.79%	101.99
8.00% 03-02-2026-2030	03-Feb-2012	03-Aug-2012	03-Feb-2030	7.79%	101.99
8.00% 17-02-2026-2030	17-Feb-2012	17-Aug-2012	17-Feb-2030	7.82%	101.70
8.00% 03-03-2026-2030	03-Mar-2012	03-Sep-2012	03-Mar-2030	7.82%	101.71
8.00% 10-03-2026-2030	10-Mar-2012	10-Sep-2012	10-Mar-2030	7.82%	101.71
8.00% 24-03-2026-2030	24-Mar-2012	24-Sep-2012	24-Mar-2030	7.84%	101.53
8.00% 14-04-2026-2030	14-Oct-2011	14-Apr-2012	14-Apr-2030	7.84%	101.53
8.00% 21-04-2026-2030	21-Oct-2011	21-Apr-2012	21-Apr-2030	7.86%	101.33
8.00% 28-04-2026-2030	28-Oct-2011	28-Apr-2012	28-Apr-2030	7.86%	101.33
8.25% 19-05-2026-2030	19-Nov-2011	19-May-2012	19-May-2030	7.89%	103.43
8.50% 26-05-2026-2030	26-Nov-2011	26-May-2012	26-May-2030	7.89%	105.82
8.75% 02-06-2026-2030	02-Dec-2011	02-Jun-2012	02-Jun-2030	7.89%	108.21
9.00% 11-06-2026-2030	11-Dec-2011	11-Jun-2012	11-Jun-2030	7.89%	110.61
9.25% 16-06-2026-2030	16-Dec-2011	16-Jun-2012	16-Jun-2030	7.91%	112.79
9.50% 23-06-2026-2030	23-Dec-2011	23-Jun-2012	23-Jun-2030	7.91%	115.19
10.00% 07-07-2026-2030	07-Jan-2012	07-Jul-2012	07-Jul-2030	7.91%	119.99
10.00% 14-07-2026-2030	14-Jan-2012	14-Jul-2012	14-Jul-2030	7.91%	120.00
10.00% 28-07-2026-2030	28-Jan-2012	28-Jul-2012	28-Jul-2030	7.93%	119.80
10.00% 04-08-2026-2030	04-Feb-2012	04-Aug-2012	04-Aug-2030	7.93%	119.82
10.00% 11-08-2026-2030	11-Feb-2012	11-Aug-2012	11-Aug-2030	7.93%	119.83
14.00% 11-08-2035-2040	11-Feb-2012	11-Aug-2012	11-Aug-2040	10.07%	136.59

1. The above bond prices are indicative only. The Reserve Bank of Fiji accepts no liability for any errors, whether caused by negligence or otherwise, or for any losses, however caused, sustained by any person that relies on these prices.
2. The bond price lists are issued as at the end of each month. However, the Reserve Bank may issue a revised price list during the month should yields move by more than 100 basis points.
3. These prices do not include accrued interest.
4. Enquiries for purchases and sales may be directed to South Pacific Stock Exchange Provident Plaza, Ellery Street, Suva, Phone 330-4130.