


Indicative Prices Quoted by the Reserve Bank of Fiji Based on Recent Tender Results

Quotation Date: 30-11-2011

Print Date: 30/11/2011 14:27




FIJI GOVERNMENT REGISTERED STOCKS

| Loan Series | Last Coupon Date | Next Coupon Date | Maturity Date | Yield to Maturity | Price per 100 | |
|-------------|------------------|------------------|---------------|-------------------|---------------|--------|
| 5.91% | 05-12-2008-2011 | 05-Jun-2011 | 05-Dec-2011 | 05-Dec-2011 | 0.00% | 100.08 |
| 4.26% | 08-12-2009-2011 | 08-Jun-2011 | 08-Dec-2011 | 08-Dec-2011 | 0.00% | 100.09 |
| 8.00% | 10-12-2011 | 10-Jun-2011 | 10-Dec-2011 | 10-Dec-2011 | 0.00% | 100.22 |
| 4.27% | 22-12-2009-2011 | 22-Jun-2011 | 22-Dec-2011 | 22-Dec-2011 | 0.50% | 100.23 |
| 4.29% | 29-12-2009-2011 | 29-Jun-2011 | 29-Dec-2011 | 29-Dec-2011 | 0.50% | 100.30 |
| 6.50% | 31-12-2010-2011 | 30-Jun-2011 | 31-Dec-2011 | 31-Dec-2011 | 0.50% | 100.50 |
| 7.46% | 07-01-2011-2012 | 07-Jul-2011 | 07-Jan-2012 | 07-Jan-2012 | 0.50% | 100.72 |
| 4.31% | 16-02-2010-2012 | 16-Aug-2011 | 16-Feb-2012 | 16-Feb-2012 | 0.74% | 100.75 |
| 5.90% | 20-02-2009-2012 | 20-Aug-2011 | 20-Feb-2012 | 20-Feb-2012 | 0.74% | 101.15 |
| 5.90% | 27-02-2009-2012 | 27-Aug-2011 | 27-Feb-2012 | 27-Feb-2012 | 0.74% | 101.24 |
| 4.33% | 02-03-2010-2012 | 02-Sep-2011 | 02-Mar-2012 | 02-Mar-2012 | 0.74% | 100.91 |
| 5.90% | 06-03-2009-2012 | 06-Sep-2011 | 06-Mar-2012 | 06-Mar-2012 | 0.74% | 101.37 |
| 7.71% | 15-04-2011-2012 | 15-Sep-2011 | 15-Mar-2012 | 15-Mar-2012 | 0.74% | 102.02 |
| 4.36% | 16-03-2010-2012 | 16-Sep-2011 | 16-Mar-2012 | 16-Mar-2012 | 0.86% | 101.02 |
| 5.90% | 20-03-2009-2012 | 20-Sep-2011 | 20-Mar-2012 | 20-Mar-2012 | 0.86% | 101.53 |
| 7.73% | 11-04-2010-2012 | 11-Oct-2011 | 11-Apr-2012 | 11-Apr-2012 | 0.86% | 102.49 |
| 7.70% | 22-04-2011-2012 | 22-Oct-2011 | 22-Apr-2012 | 22-Apr-2012 | 0.98% | 102.63 |
| 4.39% | 11-05-2010-2012 | 11-Nov-2011 | 11-May-2012 | 11-May-2012 | 0.98% | 101.52 |
| 4.41% | 25-05-2010-2012 | 25-Nov-2011 | 25-May-2012 | 25-May-2012 | 1.10% | 101.60 |
| 7.62% | 27-05-2011-2012 | 27-Nov-2011 | 27-May-2012 | 27-May-2012 | 1.10% | 103.19 |
| 5.88% | 29-05-2009-2012 | 29-Nov-2011 | 29-May-2012 | 29-May-2012 | 1.10% | 102.36 |
| 4.42% | 08-06-2010-2012 | 08-Jun-2011 | 08-Dec-2011 | 08-Jun-2012 | 1.10% | 101.72 |
| 7.50% | 08-06-2010-2012 | 08-Jun-2011 | 08-Dec-2011 | 08-Jun-2012 | 1.10% | 103.32 |
| 7.75% | 10-06-2011-2012 | 10-Jun-2011 | 10-Dec-2011 | 10-Jun-2012 | 1.10% | 103.49 |
| 5.87% | 12-06-2009-2012 | 12-Jun-2011 | 12-Dec-2011 | 12-Jun-2012 | 1.10% | 102.53 |
| 7.85% | 17-06-2011-2012 | 17-Jun-2011 | 17-Dec-2011 | 17-Jun-2012 | 1.30% | 103.55 |
| 4.43% | 22-06-2010-2012 | 22-Jun-2011 | 22-Dec-2011 | 22-Jun-2012 | 1.30% | 101.74 |
| 8.85% | 25-06-2012 | 25-Jun-2011 | 25-Dec-2011 | 25-Jun-2012 | 1.30% | 104.26 |
| 5.86% | 26-06-2009-2012 | 26-Jun-2011 | 26-Dec-2011 | 26-Jun-2012 | 1.30% | 102.58 |
| 4.45% | 06-07-2010-2012 | 06-Jul-2011 | 06-Jan-2012 | 06-Jul-2012 | 1.30% | 101.88 |
| 5.86% | 10-07-2009-2012 | 10-Jul-2011 | 10-Jan-2012 | 10-Jul-2012 | 1.30% | 102.77 |
| 4.47% | 20-07-2010-2012 | 20-Jul-2011 | 20-Jan-2012 | 20-Jul-2012 | 1.50% | 101.88 |
| 5.86% | 31-07-2009-2012 | 31-Jul-2011 | 31-Jan-2012 | 31-Jul-2012 | 1.50% | 102.89 |
| 7.90% | 05-08-2011-2012 | 05-Aug-2011 | 05-Feb-2012 | 05-Aug-2012 | 1.50% | 104.32 |
| 8.80% | 06-08-2012 | 06-Aug-2011 | 06-Feb-2012 | 06-Aug-2012 | 1.50% | 104.95 |
| 5.86% | 14-08-2009-2012 | 14-Aug-2011 | 14-Feb-2012 | 14-Aug-2012 | 1.50% | 103.05 |
| 4.49% | 17-08-2010-2012 | 17-Aug-2011 | 17-Feb-2012 | 17-Aug-2012 | 1.54% | 102.09 |
| 6.25% | 17-08-2010-2012 | 17-Aug-2011 | 17-Feb-2012 | 17-Aug-2012 | 1.54% | 103.33 |
| 5.86% | 28-08-2009-2012 | 28-Aug-2011 | 28-Feb-2012 | 28-Aug-2012 | 1.54% | 103.18 |
| 4.50% | 31-08-2010-2012 | 31-Aug-2011 | 29-Feb-2012 | 31-Aug-2012 | 1.54% | 102.20 |
| 7.00% | 02-09-2011-2012 | 02-Sep-2011 | 02-Mar-2012 | 02-Sep-2012 | 1.54% | 104.08 |
| 5.86% | 11-09-2009-2012 | 11-Sep-2011 | 11-Mar-2012 | 11-Sep-2012 | 1.54% | 103.33 |
| 4.50% | 14-09-2010-2012 | 14-Sep-2011 | 14-Mar-2012 | 14-Sep-2012 | 1.54% | 102.31 |
| 7.00% | 16-09-2011-2012 | 16-Sep-2011 | 16-Mar-2012 | 16-Sep-2012 | 1.58% | 104.26 |
| 4.51% | 21-09-2010-2012 | 21-Sep-2011 | 21-Mar-2012 | 21-Sep-2012 | 1.58% | 102.34 |
| 6.00% | 21-09-2010-2012 | 21-Sep-2011 | 21-Mar-2012 | 21-Sep-2012 | 1.58% | 103.53 |
| 5.86% | 25-09-2009-2012 | 25-Sep-2011 | 25-Mar-2012 | 25-Sep-2012 | 1.58% | 103.47 |
| 4.51% | 28-09-2010-2012 | 28-Sep-2011 | 28-Mar-2012 | 28-Sep-2012 | 1.58% | 102.40 |
| 7.00% | 30-09-2011-2012 | 30-Sep-2011 | 31-Mar-2012 | 30-Sep-2012 | 1.58% | 104.47 |
| 4.52% | 12-10-2010-2012 | 12-Oct-2011 | 12-Apr-2012 | 12-Oct-2012 | 1.58% | 102.52 |
| 5.86% | 16-10-2009-2012 | 16-Oct-2011 | 16-Apr-2012 | 16-Oct-2012 | 1.62% | 103.68 |
| 4.51% | 19-10-2010-2012 | 19-Oct-2011 | 19-Apr-2012 | 19-Oct-2012 | 1.62% | 102.53 |
| 4.52% | 26-10-2010-2012 | 26-Oct-2011 | 26-Apr-2012 | 26-Oct-2012 | 1.62% | 102.59 |
| 6.00% | 28-10-2011-2012 | 28-Oct-2011 | 28-Apr-2012 | 28-Oct-2012 | 1.62% | 103.94 |
| 5.84% | 30-10-2009-2012 | 30-Oct-2011 | 30-Apr-2012 | 30-Oct-2012 | 1.62% | 103.82 |
| 4.53% | 09-11-2010-2012 | 09-Nov-2011 | 09-May-2012 | 09-Nov-2012 | 1.62% | 102.71 |
| 5.84% | 13-11-2009-2012 | 13-Nov-2011 | 13-May-2012 | 13-Nov-2012 | 1.62% | 103.98 |
| 4.00% | 18-11-2011-2012 | 18-Nov-2011 | 18-May-2012 | 18-Nov-2012 | 1.66% | 102.24 |
| 4.55% | 23-11-2010-2012 | 23-Nov-2011 | 23-May-2012 | 23-Nov-2012 | 1.66% | 102.80 |
| 8.10% | 26-11-2012 | 26-Nov-2011 | 26-May-2012 | 26-Nov-2012 | 1.66% | 106.29 |
| 5.83% | 27-11-2009-2012 | 27-Nov-2011 | 27-May-2012 | 27-Nov-2012 | 1.66% | 104.08 |
| 4.60% | 30-11-2010-2012 | 30-Nov-2011 | 31-May-2012 | 30-Nov-2012 | 1.66% | 102.90 |

Indicative Prices Quoted by the Reserve Bank of Fiji Based on Recent Tender Results

Quotation Date: 30-11-2011

Print Date: 30/11/2011 14:27




FIJI GOVERNMENT REGISTERED STOCKS

| Loan Series | Last Coupon Date | Next Coupon Date | Maturity Date | Yield to Maturity | Price per 100 | |
|-------------|------------------|------------------|---------------|-------------------|---------------|--------|
| 4.65% | 07-12-2010-2012 | 07-Jun-2011 | 07-Dec-2011 | 07-Dec-2012 | 1.66% | 103.01 |
| 5.83% | 11-12-2009-2012 | 11-Jun-2011 | 11-Dec-2011 | 11-Dec-2012 | 1.66% | 104.24 |
| 4.70% | 14-12-2010-2012 | 14-Jun-2011 | 14-Dec-2011 | 14-Dec-2012 | 1.66% | 103.12 |
| 5.82% | 18-12-2009-2012 | 18-Jun-2011 | 18-Dec-2011 | 18-Dec-2012 | 1.70% | 104.27 |
| 8.14% | 30-12-2012 | 30-Jun-2011 | 30-Dec-2011 | 30-Dec-2012 | 1.70% | 106.87 |
| 4.80% | 30-12-2010-2012 | 30-Jun-2011 | 30-Dec-2011 | 30-Dec-2012 | 1.70% | 103.31 |
| 6.10% | 23-01-2011-2013 | 23-Jul-2011 | 23-Jan-2012 | 23-Jan-2013 | 1.74% | 104.93 |
| 5.50% | 08-02-2011-2013 | 08-Aug-2011 | 08-Feb-2012 | 08-Feb-2013 | 1.74% | 104.41 |
| 5.76% | 12-02-2010-2013 | 12-Aug-2011 | 12-Feb-2012 | 12-Feb-2013 | 1.74% | 104.75 |
| 5.58% | 22-02-2011-2013 | 22-Aug-2011 | 22-Feb-2012 | 22-Feb-2013 | 1.78% | 104.59 |
| 5.72% | 26-02-2010-2013 | 26-Aug-2011 | 26-Feb-2012 | 26-Feb-2013 | 1.78% | 104.80 |
| 5.69% | 12-03-2010-2013 | 12-Sep-2011 | 12-Mar-2012 | 12-Mar-2013 | 1.78% | 104.93 |
| 5.80% | 19-03-2011-2013 | 19-Sep-2011 | 19-Mar-2012 | 19-Mar-2013 | 1.82% | 105.10 |
| 5.62% | 26-03-2010-2013 | 26-Sep-2011 | 26-Mar-2012 | 26-Mar-2013 | 1.82% | 104.94 |
| 5.51% | 7-05-2010-2013 | 07-Nov-2011 | 07-May-2012 | 07-May-2013 | 1.86% | 105.15 |
| 5.90% | 07-05-2011-2013 | 07-Nov-2011 | 07-May-2012 | 07-May-2013 | 1.86% | 105.70 |
| 8.50% | 10-05-2011-2013 | 10-Nov-2011 | 10-May-2012 | 10-May-2013 | 1.86% | 109.42 |
| 8.80% | 19-05-2011-2013 | 19-Nov-2011 | 19-May-2012 | 19-May-2013 | 1.90% | 109.95 |
| 5.37% | 21-05-2010-2013 | 21-Nov-2011 | 21-May-2012 | 21-May-2013 | 1.90% | 105.02 |
| 9.00% | 31-05-2011-2013 | 30-Nov-2011 | 31-May-2012 | 31-May-2013 | 1.90% | 110.45 |
| 5.17% | 04-06-2010-2013 | 04-Jun-2011 | 04-Dec-2011 | 04-Jun-2013 | 1.90% | 104.85 |
| 4.97% | 18/06/2010-2013 | 18-Jun-2011 | 18-Dec-2011 | 18-Jun-2013 | 1.93% | 104.62 |
| 5.90% | 18-06-2011-2013 | 18-Jun-2011 | 18-Dec-2011 | 18-Jun-2013 | 1.93% | 106.03 |
| 4.86% | 02-07-2010-2013 | 02-Jul-2011 | 02-Jan-2012 | 02-Jul-2013 | 1.93% | 104.56 |
| 9.10% | 14-07-2011-2013 | 14-Jul-2011 | 14-Jan-2012 | 14-Jul-2013 | 1.93% | 111.39 |
| 4.76% | 23-07-1010-2013 | 23-Jul-2011 | 23-Jan-2012 | 23-Jul-2013 | 1.97% | 104.50 |
| 5.90% | 23-07-2011-2013 | 23-Jul-2011 | 23-Jan-2012 | 23-Jul-2013 | 1.97% | 106.33 |
| 9.15% | 28-07-2011-2013 | 28-Jul-2011 | 28-Jan-2012 | 28-Jul-2013 | 1.97% | 111.67 |
| 4.73% | 06-08-2010-2013 | 06-Aug-2011 | 06-Feb-2012 | 06-Aug-2013 | 1.97% | 104.55 |
| 4.73% | 13-08-2010-2013 | 13-Aug-2011 | 13-Feb-2012 | 13-Aug-2013 | 1.97% | 104.60 |
| 7.75% | 19-08-2009-2013 | 19-Aug-2011 | 19-Feb-2012 | 19-Aug-2013 | 2.01% | 109.65 |
| 5.90% | 20-08-2011-2013 | 20-Aug-2011 | 20-Feb-2012 | 20-Aug-2013 | 2.01% | 106.55 |
| 4.74% | 27-08-2010-2013 | 27-Aug-2011 | 27-Feb-2012 | 27-Aug-2013 | 2.01% | 104.65 |
| 5.95% | 03-09-2011-2013 | 03-Sep-2011 | 03-Mar-2012 | 03-Sep-2013 | 2.01% | 106.77 |
| 5.90% | 12-09-2011-2013 | 12-Sep-2011 | 12-Mar-2012 | 12-Sep-2013 | 2.01% | 106.78 |
| 4.73% | 17-09-2010-2013 | 17-Sep-2011 | 17-Mar-2012 | 17-Sep-2013 | 2.05% | 104.70 |
| 7.64% | 23-09-2009-2013 | 23-Sep-2011 | 23-Mar-2012 | 23-Sep-2013 | 2.05% | 109.90 |
| 4.73% | 08-10-2010-2013 | 08-Oct-2011 | 08-Apr-2012 | 08-Oct-2013 | 2.05% | 104.85 |
| 5.87% | 08-10-2011-2013 | 08-Oct-2011 | 08-Apr-2012 | 08-Oct-2013 | 2.05% | 106.92 |
| 7.71% | 14-10-2009-2013 | 14-Oct-2011 | 14-Apr-2012 | 14-Oct-2013 | 2.05% | 110.34 |
| 4.72% | 15-10-2010-2013 | 15-Oct-2011 | 15-Apr-2012 | 15-Oct-2013 | 2.09% | 104.81 |
| 10.00% | 18-10-2011-2013 | 18-Oct-2011 | 18-Apr-2012 | 18-Oct-2013 | 2.09% | 114.52 |
| 4.72% | 29-10-2010-2013 | 29-Oct-2011 | 29-Apr-2012 | 29-Oct-2013 | 2.09% | 104.90 |
| 5.90% | 05-11-2011-2013 | 05-Nov-2011 | 05-May-2012 | 05-Nov-2013 | 2.09% | 107.17 |
| 4.72% | 12-11-2010-2013 | 12-Nov-2011 | 12-May-2012 | 12-Nov-2013 | 2.09% | 105.00 |
| 5.90% | 19-11-2011-2013 | 19-Nov-2011 | 19-May-2012 | 19-Nov-2013 | 2.13% | 107.23 |
| 4.72% | 26-11-2010-2013 | 26-Nov-2011 | 26-May-2012 | 26-Nov-2013 | 2.13% | 105.02 |
| 10.70% | 20-12-2011-2013 | 20-Jun-2011 | 20-Dec-2011 | 20-Dec-2013 | 2.17% | 117.05 |
| 4.72% | 24-12-2010-2013 | 24-Jun-2011 | 24-Dec-2011 | 24-Dec-2013 | 2.17% | 105.12 |
| 8.00% | 07-01-2012-2014 | 07-Jul-2011 | 07-Jan-2012 | 07-Jan-2014 | 2.17% | 111.92 |
| 4.70% | 25-02-2011-2014 | 25-Aug-2011 | 25-Feb-2012 | 25-Feb-2014 | 2.25% | 105.31 |
| 4.68% | 17-03-2011-2014 | 17-Sep-2011 | 17-Mar-2012 | 17-Mar-2014 | 2.29% | 105.31 |
| 4.64% | 31-03-2011-2014 | 30-Sep-2011 | 31-Mar-2012 | 31-Mar-2014 | 2.29% | 105.31 |
| 10.40% | 11-04-2012-2014 | 11-Oct-2011 | 11-Apr-2012 | 11-Apr-2014 | 2.29% | 118.55 |
| 8.25% | 15-04-2012-2014 | 15-Oct-2011 | 15-Apr-2012 | 15-Apr-2014 | 2.29% | 113.69 |
| 4.62% | 12-05-2011-2014 | 12-Nov-2011 | 12-May-2012 | 12-May-2014 | 2.33% | 105.42 |
| 7.49% | 26-05-2010-2014 | 26-Nov-2011 | 26-May-2012 | 26-May-2014 | 2.37% | 112.30 |
| 4.61% | 26-05-2011-2014 | 26-Nov-2011 | 26-May-2012 | 26-May-2014 | 2.37% | 105.38 |
| 8.15% | 27-05-2012-2014 | 27-Nov-2011 | 27-May-2012 | 27-May-2014 | 2.37% | 113.91 |
| 9.50% | 08-06-2012-2014 | 08-Jun-2011 | 08-Dec-2011 | 08-Jun-2014 | 2.37% | 117.35 |
| 7.48% | 09-06-2010-2014 | 09-Jun-2011 | 09-Dec-2011 | 09-Jun-2014 | 2.37% | 112.45 |
| 8.25% | 10-06-2012-2014 | 10-Jun-2011 | 10-Dec-2011 | 10-Jun-2014 | 2.37% | 114.34 |

Indicative Prices Quoted by the Reserve Bank of Fiji Based on Recent Tender Results

Quotation Date: 30-11-2011

Print Date: 30/11/2011 14:27




FIJI GOVERNMENT REGISTERED STOCKS

| Loan Series | Last Coupon Date | Next Coupon Date | Maturity Date | Yield to Maturity | Price per 100 | |
|-------------|------------------|------------------|---------------|-------------------|---------------|--------|
| 4.61% | 16-06-2011-2014 | 16-Jun-2011 | 16-Dec-2011 | 16-Jun-2014 | 2.40% | 105.42 |
| 8.30% | 17-06-2012-2014 | 17-Jun-2011 | 17-Dec-2011 | 17-Jun-2014 | 2.40% | 114.49 |
| 2.90% | 22-06-2013-2014 | 22-Jun-2011 | 22-Dec-2011 | 22-Jun-2014 | 2.40% | 101.23 |
| 7.47% | 23-06-2010-2014 | 23-Jun-2011 | 23-Dec-2011 | 23-Jun-2014 | 2.40% | 112.53 |
| 7.47% | 30-06-2010-2014 | 30-Jun-2011 | 31-Dec-2011 | 30-Jun-2014 | 2.40% | 112.63 |
| 4.61% | 30-06-2011-2014 | 30-Jun-2011 | 31-Dec-2011 | 30-Jun-2014 | 2.40% | 105.50 |
| 7.48% | 14-07-2010-2014 | 14-Jul-2011 | 14-Jan-2012 | 14-Jul-2014 | 2.40% | 112.83 |
| 4.65% | 14-07-2011-2014 | 14-Jul-2011 | 14-Jan-2012 | 14-Jul-2014 | 2.40% | 105.68 |
| 4.67% | 21-07-2011-2014 | 21-Jul-2011 | 21-Jan-2012 | 21-Jul-2014 | 2.44% | 105.67 |
| 2.75% | 27-07-2013-2014 | 27-Jul-2011 | 27-Jan-2012 | 27-Jul-2014 | 2.44% | 100.79 |
| 7.48% | 28-07-2010-2014 | 28-Jul-2011 | 28-Jan-2012 | 28-Jul-2014 | 2.44% | 112.90 |
| 4.67% | 28-07-2011-2014 | 28-Jul-2011 | 28-Jan-2012 | 28-Jul-2014 | 2.44% | 105.71 |
| 4.70% | 04-08-2011-2014 | 04-Aug-2011 | 04-Feb-2012 | 04-Aug-2014 | 2.44% | 105.82 |
| 2.65% | 10-08-2013-2014 | 10-Aug-2011 | 10-Feb-2012 | 10-Aug-2014 | 2.44% | 100.54 |
| 7.48% | 11-08-2010-2014 | 11-Aug-2011 | 11-Feb-2012 | 11-Aug-2014 | 2.44% | 113.08 |
| 4.76% | 11-08-2011-2014 | 11-Aug-2011 | 11-Feb-2012 | 11-Aug-2014 | 2.44% | 106.02 |
| 6.75% | 17-08-2012-2014 | 17-Aug-2011 | 17-Feb-2012 | 17-Aug-2014 | 2.48% | 111.14 |
| 4.80% | 18-08-2011-2014 | 18-Aug-2011 | 18-Feb-2012 | 18-Aug-2014 | 2.48% | 106.06 |
| 7.48% | 25-08-2010-2014 | 25-Aug-2011 | 25-Feb-2012 | 25-Aug-2014 | 2.48% | 113.14 |
| 4.85% | 01-09-2011-2014 | 01-Sep-2011 | 01-Mar-2012 | 01-Sep-2014 | 2.48% | 106.27 |
| 2.60% | 07-09-2013-2014 | 07-Sep-2011 | 07-Mar-2012 | 07-Sep-2014 | 2.48% | 100.32 |
| 4.90% | 15-09-2011-2014 | 15-Sep-2011 | 15-Mar-2012 | 15-Sep-2014 | 2.52% | 106.37 |
| 8.00% | 16-09-2012-2014 | 16-Sep-2011 | 16-Mar-2012 | 16-Sep-2014 | 2.52% | 114.69 |
| 6.50% | 21-09-2012-2014 | 21-Sep-2011 | 21-Mar-2012 | 21-Sep-2014 | 2.52% | 110.72 |
| 4.94% | 29-09-2011-2014 | 29-Sep-2011 | 29-Mar-2012 | 29-Sep-2014 | 2.52% | 106.57 |
| 8.00% | 30-09-2012-2014 | 30-Sep-2011 | 31-Mar-2012 | 30-Sep-2014 | 2.52% | 114.89 |
| 5.00% | 13-10-2011-2014 | 13-Oct-2011 | 13-Apr-2012 | 13-Oct-2014 | 2.52% | 106.82 |
| 5.00% | 20-10-2011-2014 | 20-Oct-2011 | 20-Apr-2012 | 20-Oct-2014 | 2.56% | 106.75 |
| 5.00% | 27-10-2011-2014 | 27-Oct-2011 | 27-Apr-2012 | 27-Oct-2014 | 2.56% | 106.79 |
| 5.00% | 10-11-2011-2014 | 10-Nov-2011 | 10-May-2012 | 10-Nov-2014 | 2.56% | 106.88 |
| 7.28% | 17/11/2010-2014 | 17-Nov-2011 | 17-May-2012 | 17-Nov-2014 | 2.60% | 113.27 |
| 5.00% | 17-11-2011-2014 | 17-Nov-2011 | 17-May-2012 | 17-Nov-2014 | 2.60% | 106.80 |
| 5.00% | 24-11-2011-2014 | 24-Nov-2011 | 24-May-2012 | 24-Nov-2014 | 2.60% | 106.85 |
| 7.20% | 01/12/2010-2014 | 01-Jun-2011 | 01-Dec-2011 | 01-Dec-2014 | 2.60% | 113.20 |
| 5.01% | 08-12-2011-2014 | 08-Jun-2011 | 08-Dec-2011 | 08-Dec-2014 | 2.60% | 106.96 |
| 6.20% | 14-12-2012-2014 | 14-Jun-2011 | 14-Dec-2011 | 14-Dec-2014 | 2.60% | 110.45 |
| 7.15% | 22/12/2010-2014 | 22-Jun-2011 | 22-Dec-2011 | 22-Dec-2014 | 2.62% | 113.24 |
| 5.03% | 22-12-2011-2014 | 22-Jun-2011 | 22-Dec-2011 | 22-Dec-2014 | 2.62% | 107.04 |
| 5.06% | 29-12-2011-2014 | 29-Jun-2011 | 29-Dec-2011 | 29-Dec-2014 | 2.62% | 107.17 |
| 5.08% | 16-02-2012-2015 | 16-Aug-2011 | 16-Feb-2012 | 16-Feb-2015 | 2.67% | 107.37 |
| 5.11% | 02-03-2012-2015 | 02-Sep-2011 | 02-Mar-2012 | 02-Mar-2015 | 2.67% | 107.56 |
| 5.14% | 16-03-2012-2015 | 16-Sep-2011 | 16-Mar-2012 | 16-Mar-2015 | 2.67% | 107.74 |
| 5.19% | 30-03-2012-2015 | 30-Sep-2011 | 30-Mar-2012 | 30-Mar-2015 | 2.70% | 107.88 |
| 7.13% | 12/04/2011-2015 | 12-Oct-2011 | 12-Apr-2012 | 12-Apr-2015 | 2.70% | 114.16 |
| 5.21% | 11-05-2012-2015 | 11-Nov-2011 | 11-May-2012 | 11-May-2015 | 2.72% | 108.14 |
| 7.06% | 17/05/2011-2015 | 17-Nov-2011 | 17-May-2012 | 17-May-2015 | 2.75% | 114.15 |
| 5.25% | 25-05-2012-2015 | 25-Nov-2011 | 25-May-2012 | 25-May-2015 | 2.75% | 108.26 |
| 5.26% | 08-06-2012-2015 | 08-Jun-2011 | 08-Dec-2011 | 08-Jun-2015 | 2.75% | 108.37 |
| 5.27% | 22-06-2012-2015 | 22-Jun-2011 | 22-Dec-2011 | 22-Jun-2015 | 2.77% | 108.42 |
| 5.29% | 06-07-2012-2015 | 06-Jul-2011 | 06-Jan-2012 | 06-Jul-2015 | 2.77% | 108.58 |
| 7.55% | 12/07/2011-2015 | 12-Jul-2011 | 12-Jan-2012 | 12-Jul-2015 | 2.77% | 116.34 |
| 5.31% | 20-07-2012-2015 | 20-Jul-2011 | 20-Jan-2012 | 20-Jul-2015 | 2.79% | 108.66 |
| 7.55% | 26/07/2011-2015 | 26-Jul-2011 | 26-Jan-2012 | 26-Jul-2015 | 2.79% | 116.43 |
| 5.33% | 17-08-2012-2015 | 17-Aug-2011 | 17-Feb-2012 | 17-Aug-2015 | 2.82% | 108.79 |
| 5.34% | 31-08-2012-2015 | 31-Aug-2011 | 29-Feb-2012 | 31-Aug-2015 | 2.82% | 108.90 |
| 5.38% | 14-09-2012-2015 | 14-Sep-2011 | 14-Mar-2012 | 14-Sep-2015 | 2.82% | 109.13 |
| 7.47% | 20/09/2011-2015 | 20-Sep-2011 | 20-Mar-2012 | 20-Sep-2015 | 2.84% | 116.58 |
| 5.40% | 21-09-2012-2015 | 21-Sep-2011 | 21-Mar-2012 | 21-Sep-2015 | 2.84% | 109.17 |
| 5.41% | 28-09-2012-2015 | 28-Sep-2011 | 28-Mar-2012 | 28-Sep-2015 | 2.84% | 109.25 |
| 7.45% | 04/10/2011-2015 | 04-Oct-2011 | 04-Apr-2012 | 04-Oct-2015 | 2.84% | 116.67 |
| 5.42% | 12-10-2012-2015 | 12-Oct-2011 | 12-Apr-2012 | 12-Oct-2015 | 2.84% | 109.38 |
| 7.44% | 18/10/2011-2015 | 18-Oct-2011 | 18-Apr-2012 | 18-Oct-2015 | 2.87% | 116.67 |

Indicative Prices Quoted by the Reserve Bank of Fiji Based on Recent Tender Results

Quotation Date: 30-11-2011

Print Date: 30/11/2011 14:27




FIJI GOVERNMENT REGISTERED STOCKS

| Loan Series | Last Coupon Date | Next Coupon Date | Maturity Date | Yield to Maturity | Price per 100 | |
|-------------|------------------|------------------|---------------|-------------------|---------------|--------|
| 5.44% | 19-10-2012-2015 | 19-Oct-2011 | 19-Apr-2012 | 19-Oct-2015 | 2.87% | 109.38 |
| 5.46% | 26-10-2012-2015 | 26-Oct-2011 | 26-Apr-2012 | 26-Oct-2015 | 2.87% | 109.50 |
| 7.40% | 01/11/2011-2015 | 01-Nov-2011 | 01-May-2012 | 01-Nov-2015 | 2.87% | 116.68 |
| 5.48% | 09-11-2012-2015 | 09-Nov-2011 | 09-May-2012 | 09-Nov-2015 | 2.87% | 109.66 |
| 7.40% | 15/11/2011-2015 | 15-Nov-2011 | 15-May-2012 | 15-Nov-2015 | 2.89% | 116.75 |
| 5.50% | 23-11-2012-2015 | 23-Nov-2011 | 23-May-2012 | 23-Nov-2015 | 2.89% | 109.75 |
| 7.40% | 29/11/2011-2015 | 29-Nov-2011 | 29-May-2012 | 29-Nov-2015 | 2.89% | 116.91 |
| 5.55% | 30-11-2012-2015 | 30-Nov-2011 | 31-May-2012 | 30-Nov-2015 | 2.89% | 109.98 |
| 5.60% | 07-12-2012-2015 | 07-Jun-2011 | 07-Dec-2011 | 07-Dec-2015 | 2.89% | 110.21 |
| 7.35% | 13/12/2011-2015 | 13-Jun-2011 | 13-Dec-2011 | 13-Dec-2015 | 2.89% | 116.87 |
| 5.65% | 14-12-2012-2015 | 14-Jun-2011 | 14-Dec-2011 | 14-Dec-2015 | 2.89% | 110.45 |
| 7.32% | 20/12/2011-2015 | 20-Jun-2011 | 20-Dec-2011 | 20-Dec-2015 | 2.92% | 116.71 |
| 7.32% | 27/12/2011-2015 | 27-Jun-2011 | 27-Dec-2011 | 27-Dec-2015 | 2.92% | 116.78 |
| 5.75% | 30-12-2012-2015 | 30-Jun-2011 | 30-Dec-2011 | 30-Dec-2015 | 2.92% | 110.81 |
| 6.73% | 08-02-2013-2016 | 08-Aug-2011 | 08-Feb-2012 | 08-Feb-2016 | 2.94% | 114.83 |
| 6.73% | 22-02-2013-2016 | 22-Aug-2011 | 22-Feb-2012 | 22-Feb-2016 | 2.97% | 114.83 |
| 6.74% | 08-03-2013-2016 | 08-Sep-2011 | 08-Mar-2012 | 08-Mar-2016 | 2.97% | 115.02 |
| 7.08% | 21/03/2012-2016 | 21-Sep-2011 | 21-Mar-2012 | 21-Mar-2016 | 2.99% | 116.41 |
| 6.78% | 05-04-2013-2016 | 05-Oct-2011 | 05-Apr-2012 | 05-Apr-2016 | 2.99% | 115.34 |
| 6.83% | 12-04-2013-2016 | 12-Oct-2011 | 12-Apr-2012 | 12-Apr-2016 | 2.99% | 115.60 |
| 7.00% | 26-04-2013-2016 | 26-Oct-2011 | 26-Apr-2012 | 26-Apr-2016 | 3.02% | 116.29 |
| 6.97% | 02/05/2012-2016 | 02-Nov-2011 | 02-May-2012 | 02-May-2016 | 3.02% | 116.24 |
| 9.00% | 10-05-2013-2016 | 10-Nov-2011 | 10-May-2012 | 10-May-2016 | 3.02% | 124.70 |
| 9.10% | 19-05-2013-2016 | 19-Nov-2011 | 19-May-2012 | 19-May-2016 | 3.04% | 125.15 |
| 9.10% | 24-05-2013-2016 | 24-Nov-2011 | 24-May-2012 | 24-May-2016 | 3.04% | 125.22 |
| 6.76% | 30/05/2012-2016 | 30-Nov-2011 | 30-May-2012 | 30-May-2016 | 3.04% | 115.54 |
| 9.34% | 07-06-2013-2016 | 07-Jun-2011 | 07-Dec-2011 | 07-Jun-2016 | 3.04% | 126.41 |
| 9.42% | 16-06-2013-2016 | 16-Jun-2011 | 16-Dec-2011 | 16-Jun-2016 | 3.07% | 126.74 |
| 6.55% | 27/06/2012-2016 | 27-Jun-2011 | 27-Dec-2011 | 27-Jun-2016 | 3.07% | 114.74 |
| 6.46% | 11-07-2012-2016 | 11-Jul-2011 | 11-Jan-2012 | 11-Jul-2016 | 3.07% | 114.48 |
| 9.50% | 14-07-2013-2016 | 14-Jul-2011 | 14-Jan-2012 | 14-Jul-2016 | 3.07% | 127.51 |
| 9.55% | 28-07-2013-2016 | 28-Jul-2011 | 28-Jan-2012 | 28-Jul-2016 | 3.09% | 127.83 |
| 6.25% | 04-08-2014-2016 | 04-Aug-2011 | 04-Feb-2012 | 04-Aug-2016 | 3.09% | 113.66 |
| 6.40% | 08-08-2012-2016 | 08-Aug-2011 | 08-Feb-2012 | 08-Aug-2016 | 3.09% | 114.34 |
| 6.40% | 22-08-2012-2016 | 22-Aug-2011 | 22-Feb-2012 | 22-Aug-2016 | 3.12% | 114.31 |
| 6.40% | 29-08-2012-2016 | 29-Aug-2011 | 29-Feb-2012 | 29-Aug-2016 | 3.12% | 114.36 |
| 9.60% | 08-09-2013-2016 | 08-Sep-2011 | 08-Mar-2012 | 08-Sep-2016 | 3.12% | 128.52 |
| 6.35% | 03-10-2012-2016 | 03-Oct-2011 | 03-Apr-2012 | 03-Oct-2016 | 3.14% | 114.31 |
| 9.94% | 04-10-2013-2016 | 04-Oct-2011 | 04-Apr-2012 | 04-Oct-2016 | 3.14% | 130.33 |
| 6.35% | 10-10-2012-2016 | 10-Oct-2011 | 10-Apr-2012 | 10-Oct-2016 | 3.14% | 114.36 |
| 6.35% | 17-10-2012-2016 | 17-Oct-2011 | 17-Apr-2012 | 17-Oct-2016 | 3.17% | 114.27 |
| 6.29% | 05-12-2012-2016 | 05-Jun-2011 | 05-Dec-2011 | 05-Dec-2016 | 3.19% | 114.26 |
| 10.75% | 20-12-2013-2016 | 20-Jun-2011 | 20-Dec-2011 | 20-Dec-2016 | 3.21% | 134.92 |
| 6.28% | 20-02-2013-2017 | 20-Aug-2011 | 20-Feb-2012 | 20-Feb-2017 | 3.26% | 114.39 |
| 6.28% | 27-02-2013-2017 | 27-Aug-2011 | 27-Feb-2012 | 27-Feb-2017 | 3.26% | 114.44 |
| 6.28% | 06-03-2013-2017 | 06-Sep-2011 | 06-Mar-2012 | 06-Mar-2017 | 3.26% | 114.50 |
| 6.29% | 20-03-2013-2017 | 20-Sep-2011 | 20-Mar-2012 | 20-Mar-2017 | 3.29% | 114.49 |
| 8.79% | 11-04-2014-2017 | 11-Oct-2011 | 11-Apr-2012 | 11-Apr-2017 | 3.29% | 126.83 |
| 6.29% | 29-05-2013-2017 | 29-Nov-2011 | 29-May-2012 | 29-May-2017 | 3.34% | 114.70 |
| 8.75% | 08-06-2014-2017 | 08-Jun-2011 | 08-Dec-2011 | 08-Jun-2017 | 3.34% | 127.07 |
| 6.27% | 12-06-2013-2017 | 12-Jun-2011 | 12-Dec-2011 | 12-Jun-2017 | 3.34% | 114.69 |
| 6.26% | 26-06-2013-2017 | 26-Jun-2011 | 26-Dec-2011 | 26-Jun-2017 | 3.36% | 114.62 |
| 6.26% | 10-07-2013-2017 | 10-Jul-2011 | 10-Jan-2012 | 10-Jul-2017 | 3.36% | 114.71 |
| 6.26% | 31-07-2013-2017 | 31-Jul-2011 | 31-Jan-2012 | 31-Jul-2017 | 3.38% | 114.74 |
| 6.00% | 10-08-2015-2017 | 10-Aug-2011 | 10-Feb-2012 | 10-Aug-2017 | 3.38% | 113.47 |
| 6.26% | 14-08-2013-2017 | 14-Aug-2011 | 14-Feb-2012 | 14-Aug-2017 | 3.38% | 114.83 |
| 7.45% | 17-08-2014-2017 | 17-Aug-2011 | 17-Feb-2012 | 17-Aug-2017 | 3.41% | 120.81 |
| 5.98% | 24-08-2015-2017 | 24-Aug-2011 | 24-Feb-2012 | 24-Aug-2017 | 3.41% | 113.28 |
| 6.20% | 28-08-2013-2017 | 28-Aug-2011 | 28-Feb-2012 | 28-Aug-2017 | 3.41% | 114.44 |
| 5.75% | 07-09-2015-2017 | 07-Sep-2011 | 07-Mar-2012 | 07-Sep-2017 | 3.41% | 112.16 |
| 6.20% | 11-09-2013-2017 | 11-Sep-2011 | 11-Mar-2012 | 11-Sep-2017 | 3.41% | 114.52 |
| 6.73% | 21-09-2014-2017 | 21-Sep-2011 | 21-Mar-2012 | 21-Sep-2017 | 3.43% | 117.24 |

Indicative Prices Quoted by the Reserve Bank of Fiji Based on Recent Tender Results

Quotation Date: 30-11-2011

Print Date: 30/11/2011 14:27




FIJI GOVERNMENT REGISTERED STOCKS

| Loan Series | Last Coupon Date | Next Coupon Date | Maturity Date | Yield to Maturity | Price per 100 | |
|-------------|------------------|------------------|---------------|-------------------|---------------|--------|
| 6.20% | 25-09-2013-2017 | 25-Sep-2011 | 25-Mar-2012 | 25-Sep-2017 | 3.43% | 114.49 |
| 6.20% | 16-10-2013-2017 | 16-Oct-2011 | 16-Apr-2012 | 16-Oct-2017 | 3.46% | 114.45 |
| 6.19% | 30-10-2013-2017 | 30-Oct-2011 | 30-Apr-2012 | 30-Oct-2017 | 3.46% | 114.49 |
| 5.75% | 09-11-2015-2017 | 09-Nov-2011 | 09-May-2012 | 09-Nov-2017 | 3.46% | 112.20 |
| 6.19% | 13-11-2013-2017 | 13-Nov-2011 | 13-May-2012 | 13-Nov-2017 | 3.46% | 114.57 |
| 6.18% | 27-11-2013-2017 | 27-Nov-2011 | 27-May-2012 | 27-Nov-2017 | 3.48% | 114.49 |
| 6.18% | 11-12-2013-2017 | 11-Jun-2011 | 11-Dec-2011 | 11-Dec-2017 | 3.48% | 114.57 |
| 6.39% | 14-12-2014-2017 | 14-Jun-2011 | 14-Dec-2011 | 14-Dec-2017 | 3.48% | 115.72 |
| 6.17% | 18-12-2013-2017 | 18-Jun-2011 | 18-Dec-2011 | 18-Dec-2017 | 3.50% | 114.44 |
| 6.50% | 23-01-2015-2018 | 23-Jul-2011 | 23-Jan-2012 | 23-Jan-2018 | 3.53% | 116.28 |
| 6.12% | 12-02-2014-2018 | 12-Aug-2011 | 12-Feb-2012 | 12-Feb-2018 | 3.53% | 114.31 |
| 6.08% | 26-02-2014-2018 | 26-Aug-2011 | 26-Feb-2012 | 26-Feb-2018 | 3.55% | 114.04 |
| 6.01% | 12-03-2014-2018 | 12-Sep-2011 | 12-Mar-2012 | 12-Mar-2018 | 3.55% | 113.74 |
| 6.60% | 19-03-2015-2018 | 19-Sep-2011 | 19-Mar-2012 | 19-Mar-2018 | 3.58% | 116.90 |
| 5.99% | 26-03-2014-2018 | 26-Sep-2011 | 26-Mar-2012 | 26-Mar-2018 | 3.58% | 113.52 |
| 5.89% | 7-05-2014-2018 | 07-Nov-2011 | 07-May-2012 | 07-May-2018 | 3.60% | 113.05 |
| 6.70% | 07-05-2015-2018 | 07-Nov-2011 | 07-May-2012 | 07-May-2018 | 3.60% | 117.67 |
| 5.80% | 21-05-2014-2018 | 21-Nov-2011 | 21-May-2012 | 21-May-2018 | 3.63% | 112.42 |
| 5.75% | 04-06-2014-2018 | 04-Jun-2011 | 04-Dec-2011 | 04-Jun-2018 | 3.63% | 112.19 |
| 5.67% | 18/06/2014-2018 | 18-Jun-2011 | 18-Dec-2011 | 18-Jun-2018 | 3.65% | 111.67 |
| 7.00% | 18-06-2015-2018 | 18-Jun-2011 | 18-Dec-2011 | 18-Jun-2018 | 3.65% | 119.36 |
| 5.64% | 02-07-2014-2018 | 02-Jul-2011 | 02-Jan-2012 | 02-Jul-2018 | 3.65% | 111.56 |
| 5.58% | 23-07-2014-2018 | 23-Jul-2011 | 23-Jan-2012 | 23-Jul-2018 | 3.67% | 111.17 |
| 7.05% | 23-07-2015-2018 | 23-Jul-2011 | 23-Jan-2012 | 23-Jul-2018 | 3.67% | 119.77 |
| 6.70% | 04-08-2016-2018 | 04-Aug-2011 | 04-Feb-2012 | 04-Aug-2018 | 3.67% | 117.80 |
| 5.55% | 06-08-2014-2018 | 06-Aug-2011 | 06-Feb-2012 | 06-Aug-2018 | 3.67% | 111.05 |
| 5.55% | 13-08-2014-2018 | 13-Aug-2011 | 13-Feb-2012 | 13-Aug-2018 | 3.67% | 111.08 |
| 7.10% | 20-08-2015-2018 | 20-Aug-2011 | 20-Feb-2012 | 20-Aug-2018 | 3.70% | 120.07 |
| 5.56% | 27-08-2014-2018 | 27-Aug-2011 | 27-Feb-2012 | 27-Aug-2018 | 3.70% | 111.00 |
| 7.10% | 03-09-2015-2018 | 03-Sep-2011 | 03-Mar-2012 | 03-Sep-2018 | 3.70% | 120.16 |
| 7.13% | 12-09-2015-2018 | 12-Sep-2011 | 12-Mar-2012 | 12-Sep-2018 | 3.70% | 120.40 |
| 6.70% | 15-09-2016-2018 | 15-Sep-2011 | 15-Mar-2012 | 15-Sep-2018 | 3.72% | 117.73 |
| 5.56% | 17-09-2014-2018 | 17-Sep-2011 | 17-Mar-2012 | 17-Sep-2018 | 3.72% | 110.95 |
| 5.55% | 08-10-2014-2018 | 08-Oct-2011 | 08-Apr-2012 | 08-Oct-2018 | 3.72% | 110.98 |
| 7.16% | 08-10-2015-2018 | 08-Oct-2011 | 08-Apr-2012 | 08-Oct-2018 | 3.72% | 120.64 |
| 5.54% | 15-10-2014-2018 | 15-Oct-2011 | 15-Apr-2012 | 15-Oct-2018 | 3.72% | 110.95 |
| 5.54% | 29-10-2014-2018 | 29-Oct-2011 | 29-Apr-2012 | 29-Oct-2018 | 3.75% | 110.81 |
| 7.19% | 05-11-2015-2018 | 05-Nov-2011 | 05-May-2012 | 05-Nov-2018 | 3.75% | 120.82 |
| 5.55% | 12-11-2014-2018 | 12-Nov-2011 | 12-May-2012 | 12-Nov-2018 | 3.75% | 110.92 |
| 7.22% | 19-11-2015-2018 | 19-Nov-2011 | 19-May-2012 | 19-Nov-2018 | 3.77% | 120.97 |
| 5.54% | 26-11-2014-2018 | 26-Nov-2011 | 26-May-2012 | 26-Nov-2018 | 3.77% | 110.79 |
| 7.25% | 05-12-2015-2018 | 05-Jun-2011 | 05-Dec-2011 | 05-Dec-2018 | 3.77% | 121.27 |
| 7.50% | 17-12-2015-2018 | 17-Jun-2011 | 17-Dec-2011 | 17-Dec-2018 | 3.79% | 122.75 |
| 5.54% | 24-12-2014-2018 | 24-Jun-2011 | 24-Dec-2011 | 24-Dec-2018 | 3.79% | 110.76 |
| 7.80% | 24-12-2015-2018 | 24-Jun-2011 | 24-Dec-2011 | 24-Dec-2018 | 3.79% | 124.65 |
| 8.80% | 31-12-2015-2018 | 30-Jun-2011 | 31-Dec-2011 | 31-Dec-2018 | 3.79% | 130.87 |
| 9.80% | 07-01-2016-2019 | 07-Jul-2011 | 07-Jan-2012 | 07-Jan-2019 | 3.79% | 137.11 |
| 10.00% | 21-01-2016-2019 | 21-Jul-2011 | 21-Jan-2012 | 21-Jan-2019 | 3.82% | 138.30 |
| 10.25% | 28-01-2016-2019 | 28-Jul-2011 | 28-Jan-2012 | 28-Jan-2019 | 3.82% | 139.94 |
| 10.25% | 06-02-2016-2019 | 06-Aug-2011 | 06-Feb-2012 | 06-Feb-2019 | 3.82% | 140.06 |
| 10.25% | 20-02-2016-2019 | 20-Aug-2011 | 20-Feb-2012 | 20-Feb-2019 | 3.84% | 140.09 |
| 5.50% | 25-02-2015-2019 | 25-Aug-2011 | 25-Feb-2012 | 25-Feb-2019 | 3.84% | 110.39 |
| 10.50% | 27-02-2016-2019 | 27-Aug-2011 | 27-Feb-2012 | 27-Feb-2019 | 3.84% | 141.75 |
| 10.50% | 04-03-2016-2019 | 04-Sep-2011 | 04-Mar-2012 | 04-Mar-2019 | 3.84% | 141.84 |
| 10.75% | 11-03-2016-2019 | 11-Sep-2011 | 11-Mar-2012 | 11-Mar-2019 | 3.84% | 143.51 |
| 5.49% | 17-03-2015-2019 | 17-Sep-2011 | 17-Mar-2012 | 17-Mar-2019 | 3.87% | 110.21 |
| 10.75% | 25-03-2016-2019 | 25-Sep-2011 | 25-Mar-2012 | 25-Mar-2019 | 3.87% | 143.48 |
| 6.55% | 30-03-2017-2019 | 30-Sep-2011 | 30-Mar-2012 | 30-Mar-2019 | 3.87% | 116.96 |
| 5.46% | 31-03-2015-2019 | 30-Sep-2011 | 31-Mar-2012 | 31-Mar-2019 | 3.87% | 110.06 |
| 11.00% | 15-04-2016-2019 | 15-Oct-2011 | 15-Apr-2012 | 15-Apr-2019 | 3.87% | 145.35 |
| 11.00% | 22-04-2016-2019 | 22-Oct-2011 | 22-Apr-2012 | 22-Apr-2019 | 3.89% | 145.30 |
| 5.45% | 12-05-2015-2019 | 12-Nov-2011 | 12-May-2012 | 12-May-2019 | 3.89% | 110.00 |

Indicative Prices Quoted by the Reserve Bank of Fiji Based on Recent Tender Results

Quotation Date: 30-11-2011

Print Date: 30/11/2011 14:27




FIJI GOVERNMENT REGISTERED STOCKS

| Loan Series | Last Coupon Date | Next Coupon Date | Maturity Date | Yield to Maturity | Price per 100 | |
|-------------|------------------|------------------|---------------|-------------------|---------------|--------|
| 11.00% | 13-05-2016-2019 | 13-Nov-2011 | 13-May-2012 | 13-May-2019 | 3.89% | 145.62 |
| 5.44% | 26-05-2015-2019 | 26-Nov-2011 | 26-May-2012 | 26-May-2019 | 3.92% | 109.78 |
| 10.50% | 27-05-2016-2019 | 27-Nov-2011 | 27-May-2012 | 27-May-2019 | 3.92% | 142.36 |
| 10.75% | 10-06-2016-2019 | 10-Jun-2011 | 10-Dec-2011 | 10-Jun-2019 | 3.92% | 144.15 |
| 5.44% | 16-06-2015-2019 | 16-Jun-2011 | 16-Dec-2011 | 16-Jun-2019 | 3.94% | 109.70 |
| 5.45% | 30-06-2015-2019 | 30-Jun-2011 | 31-Dec-2011 | 30-Jun-2019 | 3.94% | 109.81 |
| 5.48% | 14-07-2015-2019 | 14-Jul-2011 | 14-Jan-2012 | 14-Jul-2019 | 3.94% | 110.05 |
| 5.52% | 21-07-2015-2019 | 21-Jul-2011 | 21-Jan-2012 | 21-Jul-2019 | 3.96% | 110.19 |
| 5.55% | 28-07-2015-2019 | 28-Jul-2011 | 28-Jan-2012 | 28-Jul-2019 | 3.96% | 110.41 |
| 5.60% | 04-08-2015-2019 | 04-Aug-2011 | 04-Feb-2012 | 04-Aug-2019 | 3.96% | 110.76 |
| 6.10% | 10-08-2017-2019 | 10-Aug-2011 | 10-Feb-2012 | 10-Aug-2019 | 3.96% | 114.07 |
| 5.65% | 11-08-2015-2019 | 11-Aug-2011 | 11-Feb-2012 | 11-Aug-2019 | 3.96% | 111.11 |
| 5.70% | 18-08-2015-2019 | 18-Aug-2011 | 18-Feb-2012 | 18-Aug-2019 | 3.99% | 111.26 |
| 5.65% | 24-08-2017-2019 | 24-Aug-2011 | 24-Feb-2012 | 24-Aug-2019 | 3.99% | 110.95 |
| 5.80% | 01-09-2015-2019 | 01-Sep-2011 | 01-Mar-2012 | 01-Sep-2019 | 3.99% | 111.96 |
| 5.60% | 07-09-2017-2019 | 07-Sep-2011 | 07-Mar-2012 | 07-Sep-2019 | 3.99% | 110.66 |
| 5.85% | 15-09-2015-2019 | 15-Sep-2011 | 15-Mar-2012 | 15-Sep-2019 | 4.01% | 112.20 |
| 5.88% | 29-09-2015-2019 | 29-Sep-2011 | 29-Mar-2012 | 29-Sep-2019 | 4.01% | 112.45 |
| 9.50% | 30-09-2016-2019 | 30-Sep-2011 | 31-Mar-2012 | 30-Sep-2019 | 4.01% | 136.58 |
| 5.88% | 13-10-2015-2019 | 13-Oct-2011 | 13-Apr-2012 | 13-Oct-2019 | 4.01% | 112.51 |
| 5.89% | 20-10-2015-2019 | 20-Oct-2011 | 20-Apr-2012 | 20-Oct-2019 | 4.04% | 112.39 |
| 5.90% | 27-10-2015-2019 | 27-Oct-2011 | 27-Apr-2012 | 27-Oct-2019 | 4.04% | 112.48 |
| 6.50% | 06-11-2016-2019 | 06-Nov-2011 | 06-May-2012 | 06-Nov-2019 | 4.04% | 116.55 |
| 5.90% | 10-11-2015-2019 | 10-Nov-2011 | 10-May-2012 | 10-Nov-2019 | 4.04% | 112.53 |
| 5.90% | 17-11-2015-2019 | 17-Nov-2011 | 17-May-2012 | 17-Nov-2019 | 4.06% | 112.41 |
| 5.90% | 24-11-2015-2019 | 24-Nov-2011 | 24-May-2012 | 24-Nov-2019 | 4.06% | 112.44 |
| 5.91% | 08-12-2015-2019 | 08-Dec-2011 | 08-Dec-2011 | 08-Dec-2019 | 4.06% | 112.56 |
| 5.94% | 22-12-2015-2019 | 22-Dec-2011 | 22-Dec-2011 | 22-Dec-2019 | 4.09% | 112.59 |
| 5.97% | 29-12-2015-2019 | 29-Dec-2011 | 29-Dec-2011 | 29-Dec-2019 | 4.09% | 112.82 |
| 6.00% | 16-02-2016-2020 | 16-Aug-2011 | 16-Feb-2012 | 16-Feb-2020 | 4.14% | 112.83 |
| 6.04% | 02-03-2016-2020 | 02-Sep-2011 | 02-Mar-2012 | 02-Mar-2020 | 4.14% | 113.16 |
| 6.07% | 16-03-2016-2020 | 16-Sep-2011 | 16-Mar-2012 | 16-Mar-2020 | 4.16% | 113.27 |
| 6.10% | 30-03-2016-2020 | 30-Sep-2011 | 30-Mar-2012 | 30-Mar-2020 | 4.16% | 113.54 |
| 6.14% | 11-05-2016-2020 | 11-Nov-2011 | 11-May-2012 | 11-May-2020 | 4.19% | 113.75 |
| 6.16% | 25-05-2016-2020 | 25-Nov-2011 | 25-May-2012 | 25-May-2020 | 4.21% | 113.79 |
| 6.15% | 08-06-2016-2020 | 08-Jun-2011 | 08-Dec-2011 | 08-Jun-2020 | 4.21% | 113.77 |
| 6.18% | 22-06-2016-2020 | 22-Jun-2011 | 22-Dec-2011 | 22-Jun-2020 | 4.24% | 113.80 |
| 6.20% | 06-07-2016-2020 | 06-Jul-2011 | 06-Jan-2012 | 06-Jul-2020 | 4.24% | 114.00 |
| 6.22% | 20-07-2016-2020 | 20-Jul-2011 | 20-Jan-2012 | 20-Jul-2020 | 4.26% | 114.04 |
| 6.24% | 17-08-2016-2020 | 17-Aug-2011 | 17-Feb-2012 | 17-Aug-2020 | 4.29% | 114.05 |
| 6.26% | 31-08-2016-2020 | 31-Aug-2011 | 29-Feb-2012 | 31-Aug-2020 | 4.29% | 114.24 |
| 6.30% | 14-09-2016-2020 | 14-Sep-2011 | 14-Mar-2012 | 14-Sep-2020 | 4.29% | 114.58 |
| 6.32% | 21-09-2016-2020 | 21-Sep-2011 | 21-Mar-2012 | 21-Sep-2020 | 4.31% | 114.59 |
| 6.35% | 28-09-2016-2020 | 28-Sep-2011 | 28-Mar-2012 | 28-Sep-2020 | 4.31% | 114.84 |
| 6.37% | 12-10-2016-2020 | 12-Oct-2011 | 12-Apr-2012 | 12-Oct-2020 | 4.31% | 115.04 |
| 6.40% | 19-10-2016-2020 | 19-Oct-2011 | 19-Apr-2012 | 19-Oct-2020 | 4.34% | 115.05 |
| 6.42% | 26-10-2016-2020 | 26-Oct-2011 | 26-Apr-2012 | 26-Oct-2020 | 4.34% | 115.22 |
| 6.44% | 09-11-2016-2020 | 09-Nov-2011 | 09-May-2012 | 09-Nov-2020 | 4.34% | 115.42 |
| 6.46% | 23-11-2016-2020 | 23-Nov-2011 | 23-May-2012 | 23-Nov-2020 | 4.36% | 115.47 |
| 6.51% | 30-11-2016-2020 | 30-Nov-2011 | 31-May-2012 | 30-Nov-2020 | 4.36% | 115.86 |
| 6.54% | 07-12-2016-2020 | 07-Dec-2011 | 07-Dec-2011 | 07-Dec-2020 | 4.36% | 116.11 |
| 6.60% | 14-12-2016-2020 | 14-Jun-2011 | 14-Dec-2011 | 14-Dec-2020 | 4.36% | 116.58 |
| 6.65% | 21-12-2016-2020 | 21-Jun-2011 | 21-Dec-2011 | 21-Dec-2020 | 4.38% | 116.82 |
| 6.75% | 30-12-2016-2020 | 30-Jun-2011 | 30-Dec-2011 | 30-Dec-2020 | 4.38% | 117.60 |
| 7.68% | 08-02-2017-2021 | 08-Aug-2011 | 08-Feb-2012 | 08-Feb-2021 | 4.41% | 124.48 |
| 7.68% | 22-02-2017-2021 | 22-Aug-2011 | 22-Feb-2012 | 22-Feb-2021 | 4.43% | 124.39 |
| 7.75% | 08-03-2017-2021 | 08-Sep-2011 | 08-Mar-2012 | 08-Mar-2021 | 4.43% | 125.01 |
| 7.78% | 05-04-2017-2021 | 05-Oct-2011 | 05-Apr-2012 | 05-Apr-2021 | 4.46% | 125.14 |
| 7.85% | 12-04-2017-2021 | 12-Oct-2011 | 12-Apr-2012 | 12-Apr-2021 | 4.46% | 125.72 |
| 8.00% | 26-04-2017-2021 | 26-Oct-2011 | 26-Apr-2012 | 26-Apr-2021 | 4.48% | 126.77 |
| 9.60% | 10-05-2017-2021 | 10-Nov-2011 | 10-May-2012 | 10-May-2021 | 4.48% | 139.07 |
| 9.75% | 19-05-2017-2021 | 19-Nov-2011 | 19-May-2012 | 19-May-2021 | 4.51% | 140.02 |

Indicative Prices Quoted by the Reserve Bank of Fiji Based on Recent Tender Results

Quotation Date: 30-11-2011

Print Date: 30/11/2011 14:27




FIJI GOVERNMENT REGISTERED STOCKS

| Loan Series | Last Coupon Date | Next Coupon Date | Maturity Date | Yield to Maturity | Price per 100 |
|------------------------|------------------|------------------|---------------|-------------------|---------------|
| 9.77% 24-05-2017-2021 | 24-Nov-2011 | 24-May-2012 | 24-May-2021 | 4.51% | 140.22 |
| 9.95% 31-05-2017-2021 | 30-Nov-2011 | 31-May-2012 | 31-May-2021 | 4.51% | 141.66 |
| 9.95% 07-06-2017-2021 | 07-Jun-2011 | 07-Dec-2011 | 07-Jun-2021 | 4.51% | 141.72 |
| 10.01% 16-06-2017-2021 | 16-Jun-2011 | 16-Dec-2011 | 16-Jun-2021 | 4.53% | 142.08 |
| 10.02% 21-06-2017-2021 | 21-Jun-2011 | 21-Dec-2011 | 21-Jun-2021 | 4.53% | 142.20 |
| 10.15% 28-06-2017-2021 | 28-Jun-2011 | 28-Dec-2011 | 28-Jun-2021 | 4.53% | 143.27 |
| 10.20% 30-06-2017-2021 | 30-Jun-2011 | 31-Dec-2011 | 30-Jun-2021 | 4.53% | 143.68 |
| 10.25% 14-07-2017-2021 | 14-Jul-2011 | 14-Jan-2012 | 14-Jul-2021 | 4.53% | 144.20 |
| 10.30% 28-07-2017-2021 | 28-Jul-2011 | 28-Jan-2012 | 28-Jul-2021 | 4.55% | 144.53 |
| 10.35% 23-08-2017-2021 | 23-Aug-2011 | 23-Feb-2012 | 23-Aug-2021 | 4.58% | 144.88 |
| 10.40% 29-08-2017-2021 | 29-Aug-2011 | 29-Feb-2012 | 29-Aug-2021 | 4.58% | 145.33 |
| 10.45% 08-09-2017-2021 | 08-Sep-2011 | 08-Mar-2012 | 08-Sep-2021 | 4.58% | 145.81 |
| 10.35% 15-09-2017-2021 | 15-Sep-2011 | 15-Mar-2012 | 15-Sep-2021 | 4.60% | 144.91 |
| 10.45% 20-09-2017-2021 | 20-Sep-2011 | 20-Mar-2012 | 20-Sep-2021 | 4.60% | 145.74 |
| 10.50% 04-10-2017-2021 | 04-Oct-2011 | 04-Apr-2012 | 04-Oct-2021 | 4.60% | 146.28 |
| 10.97% 18-10-2017-2021 | 18-Oct-2011 | 18-Apr-2012 | 18-Oct-2021 | 4.63% | 149.81 |
| 10.98% 01-11-2017-2021 | 01-Nov-2011 | 01-May-2012 | 01-Nov-2021 | 4.63% | 150.05 |
| 11.00% 15-11-2017-2021 | 15-Nov-2011 | 15-May-2012 | 15-Nov-2021 | 4.65% | 150.16 |
| 12.71% 07-12-2017-2021 | 07-Jun-2011 | 07-Dec-2011 | 07-Dec-2021 | 4.65% | 163.97 |
| 13.00% 13-12-2017-2021 | 13-Jun-2011 | 13-Dec-2011 | 13-Dec-2021 | 4.65% | 166.35 |
| 13.49% 20-12-2017-2021 | 20-Jun-2011 | 20-Dec-2011 | 20-Dec-2021 | 4.68% | 170.01 |
| 13.49% 29-12-2017-2021 | 29-Jun-2011 | 29-Dec-2011 | 29-Dec-2021 | 4.68% | 170.14 |
| 13.58% 10-01-2018-2022 | 10-Jul-2011 | 10-Jan-2012 | 10-Jan-2022 | 4.68% | 171.03 |
| 13.60% 24-01-2018-2022 | 24-Jul-2011 | 24-Jan-2012 | 24-Jan-2022 | 4.71% | 171.06 |
| 13.59% 14-02-2018-2022 | 14-Aug-2011 | 14-Feb-2012 | 14-Feb-2022 | 4.73% | 171.06 |
| 12.31% 11-04-2018-2022 | 11-Oct-2011 | 11-Apr-2012 | 11-Apr-2022 | 4.76% | 161.19 |
| 9.00% 08-06-2018-2022 | 08-Jun-2011 | 08-Dec-2011 | 08-Jun-2022 | 4.82% | 134.18 |
| 7.85% 17-08-2018-2022 | 17-Aug-2011 | 17-Feb-2012 | 17-Aug-2022 | 4.90% | 124.35 |
| 6.83% 21-09-2018-2022 | 21-Sep-2011 | 21-Mar-2012 | 21-Sep-2022 | 4.93% | 115.76 |
| 6.58% 14-12-2018-2022 | 14-Jun-2011 | 14-Dec-2011 | 14-Dec-2022 | 4.98% | 113.46 |
| 6.78% 23-01-2019-2023 | 23-Jul-2011 | 23-Jan-2012 | 23-Jan-2023 | 5.03% | 114.78 |
| 6.88% 19-03-2019-2023 | 19-Sep-2011 | 19-Mar-2012 | 19-Mar-2023 | 5.09% | 115.23 |
| 7.00% 07-05-2019-2023 | 07-Nov-2011 | 07-May-2012 | 07-May-2023 | 5.11% | 116.21 |
| 7.05% 18-06-2019-2023 | 18-Jun-2011 | 18-Dec-2011 | 18-Jun-2023 | 5.17% | 116.19 |
| 7.10% 23-07-2019-2023 | 23-Jul-2011 | 23-Jan-2012 | 23-Jul-2023 | 5.19% | 116.53 |
| 7.15% 20-08-2019-2023 | 20-Aug-2011 | 20-Feb-2012 | 20-Aug-2023 | 5.22% | 116.75 |
| 7.20% 03-09-2019-2023 | 03-Sep-2011 | 03-Mar-2012 | 03-Sep-2023 | 5.22% | 117.23 |
| 7.23% 12-09-2019-2023 | 12-Sep-2011 | 12-Mar-2012 | 12-Sep-2023 | 5.22% | 117.51 |
| 7.27% 08-10-2019-2023 | 08-Oct-2011 | 08-Apr-2012 | 08-Oct-2023 | 5.25% | 117.65 |
| 7.30% 05-11-2019-2023 | 05-Nov-2011 | 05-May-2012 | 05-Nov-2023 | 5.27% | 117.81 |
| 7.33% 19-11-2019-2023 | 19-Nov-2011 | 19-May-2012 | 19-Nov-2023 | 5.30% | 117.82 |
| 7.35% 05-12-2019-2023 | 05-Jun-2011 | 05-Dec-2011 | 05-Dec-2023 | 5.30% | 118.05 |
| 7.80% 17-12-2019-2023 | 17-Jun-2011 | 17-Dec-2011 | 17-Dec-2023 | 5.33% | 121.75 |
| 8.30% 24-12-2019-2023 | 24-Jun-2011 | 24-Dec-2011 | 24-Dec-2023 | 5.33% | 126.18 |
| 9.30% 31-12-2019-2023 | 30-Jun-2011 | 31-Dec-2011 | 31-Dec-2023 | 5.33% | 135.03 |
| 10.30% 07-01-2020-2024 | 07-Jul-2011 | 07-Jan-2012 | 07-Jan-2024 | 5.33% | 143.90 |
| 10.50% 21-01-2020-2024 | 21-Jul-2011 | 21-Jan-2012 | 21-Jan-2024 | 5.36% | 145.43 |
| 10.75% 28-01-2020-2024 | 28-Jul-2011 | 28-Jan-2012 | 28-Jan-2024 | 5.36% | 147.69 |
| 10.75% 06-02-2020-2024 | 06-Aug-2011 | 06-Feb-2012 | 06-Feb-2024 | 5.36% | 147.76 |
| 10.75% 13-02-2020-2024 | 13-Aug-2011 | 13-Feb-2012 | 13-Feb-2024 | 5.36% | 147.81 |
| 10.75% 20-02-2020-2024 | 20-Aug-2011 | 20-Feb-2012 | 20-Feb-2024 | 5.39% | 147.52 |
| 11.00% 27-02-2020-2024 | 27-Aug-2011 | 27-Feb-2012 | 27-Feb-2024 | 5.39% | 149.79 |
| 11.00% 04-03-2020-2024 | 04-Sep-2011 | 04-Mar-2012 | 04-Mar-2024 | 5.39% | 149.84 |
| 11.24% 11-03-2020-2024 | 11-Sep-2011 | 11-Mar-2012 | 11-Mar-2024 | 5.39% | 152.03 |
| 11.50% 18-03-2020-2024 | 18-Sep-2011 | 18-Mar-2012 | 18-Mar-2024 | 5.42% | 154.05 |
| 11.75% 25-03-2020-2024 | 25-Sep-2011 | 25-Mar-2012 | 25-Mar-2024 | 5.42% | 156.34 |
| 11.93% 15-04-2020-2024 | 15-Oct-2011 | 15-Apr-2012 | 15-Apr-2024 | 5.42% | 158.13 |
| 11.99% 13-05-2020-2024 | 13-Nov-2011 | 13-May-2012 | 13-May-2024 | 5.45% | 158.56 |
| 12.00% 10-06-2020-2024 | 10-Jun-2011 | 10-Dec-2011 | 10-Jun-2024 | 5.48% | 158.53 |
| 12.00% 17-06-2020-2024 | 17-Jun-2011 | 17-Dec-2011 | 17-Jun-2024 | 5.50% | 158.35 |
| 12.04% 01-07-2020-2024 | 01-Jul-2011 | 01-Jan-2012 | 01-Jul-2024 | 5.50% | 158.83 |
| 12.03% 05-08-2020-2024 | 05-Aug-2011 | 05-Feb-2012 | 05-Aug-2024 | 5.53% | 158.67 |

Indicative Prices Quoted by the Reserve Bank of Fiji Based on Recent Tender Results

Quotation Date: 30-11-2011

Print Date: 30/11/2011 14:27




FIJI GOVERNMENT REGISTERED STOCKS

| Loan Series | Last Coupon Date | Next Coupon Date | Maturity Date | Yield to Maturity | Price per 100 |
|------------------------|------------------|------------------|---------------|-------------------|---------------|
| 11.00% 16-09-2020-2024 | 16-Sep-2011 | 16-Mar-2012 | 16-Sep-2024 | 5.59% | 148.96 |
| 11.00% 30-09-2020-2024 | 30-Sep-2011 | 31-Mar-2012 | 30-Sep-2024 | 5.59% | 149.06 |
| 10.00% 14-10-2020-2024 | 14-Oct-2011 | 14-Apr-2012 | 14-Oct-2024 | 5.59% | 140.08 |
| 10.00% 28-10-2020-2024 | 28-Oct-2011 | 28-Apr-2012 | 28-Oct-2024 | 5.62% | 139.82 |
| 8.00% 06-11-2020-2024 | 06-Nov-2011 | 06-May-2012 | 06-Nov-2024 | 5.62% | 121.66 |
| 8.00% 18-11-2020-2024 | 18-Nov-2011 | 18-May-2012 | 18-Nov-2024 | 5.65% | 121.39 |
| 8.00% 25-11-2020-2024 | 25-Nov-2011 | 25-May-2012 | 25-Nov-2024 | 5.65% | 121.42 |
| 7.00% 18-12-2020-2024 | 18-Jun-2011 | 18-Dec-2011 | 18-Dec-2024 | 5.66% | 112.24 |
| 7.00% 06-01-2021-2025 | 06-Jul-2011 | 06-Jan-2012 | 06-Jan-2025 | 5.66% | 112.27 |
| 7.00% 14-04-2021-2025 | 14-Oct-2011 | 14-Apr-2012 | 14-Apr-2025 | 5.68% | 112.24 |
| 7.00% 21-04-2021-2025 | 21-Oct-2011 | 21-Apr-2012 | 21-Apr-2025 | 5.68% | 112.25 |
| 7.50% 19-05-2021-2025 | 19-Nov-2011 | 19-May-2012 | 19-May-2025 | 5.69% | 116.87 |
| 7.75% 02-06-2021-2025 | 02-Jun-2011 | 02-Dec-2011 | 02-Jun-2025 | 5.69% | 119.23 |
| 8.00% 28-07-2021-2025 | 28-Jul-2011 | 28-Jan-2012 | 28-Jul-2025 | 5.70% | 121.61 |
| 8.25% 15-09-2021-2025 | 15-Sep-2011 | 15-Mar-2012 | 15-Sep-2025 | 5.72% | 123.90 |
| 8.95% 22-09-2021-2025 | 22-Sep-2011 | 22-Mar-2012 | 22-Sep-2025 | 5.72% | 130.54 |
| 9.00% 06-10-2021-2025 | 06-Oct-2011 | 06-Apr-2012 | 06-Oct-2025 | 5.72% | 131.07 |
| 9.00% 13-10-2021-2025 | 13-Oct-2011 | 13-Apr-2012 | 13-Oct-2025 | 5.72% | 131.10 |
| 9.00% 20-10-2021-2025 | 20-Oct-2011 | 20-Apr-2012 | 20-Oct-2025 | 5.72% | 131.13 |
| 9.00% 27-10-2021-2025 | 27-Oct-2011 | 27-Apr-2012 | 27-Oct-2025 | 5.72% | 131.16 |
| 9.00% 03-11-2021-2025 | 03-Nov-2011 | 03-May-2012 | 03-Nov-2025 | 5.72% | 131.19 |
| 9.00% 10-11-2021-2025 | 10-Nov-2011 | 10-May-2012 | 10-Nov-2025 | 5.72% | 131.22 |
| 9.00% 24-11-2021-2025 | 24-Nov-2011 | 24-May-2012 | 24-Nov-2025 | 5.73% | 131.17 |
| 9.00% 08-12-2021-2025 | 08-Jun-2011 | 08-Dec-2011 | 08-Dec-2025 | 5.73% | 131.22 |
| 9.00% 15-12-2021-2025 | 15-Jun-2011 | 15-Dec-2011 | 15-Dec-2025 | 5.74% | 131.13 |
| 8.99% 22-12-2021-2025 | 22-Jun-2011 | 22-Dec-2011 | 22-Dec-2025 | 5.74% | 131.06 |
| 8.95% 23-02-2022-2026 | 23-Aug-2011 | 23-Feb-2012 | 23-Feb-2026 | 5.75% | 130.80 |
| 8.00% 16-03-2022-2026 | 16-Sep-2011 | 16-Mar-2012 | 16-Mar-2026 | 5.75% | 121.71 |
| 8.00% 30-03-2022-2026 | 30-Sep-2011 | 30-Mar-2012 | 30-Mar-2026 | 5.75% | 121.75 |
| 7.90% 11-05-2022-2026 | 11-Nov-2011 | 11-May-2012 | 11-May-2026 | 5.76% | 120.79 |
| 7.00% 22-06-2022-2026 | 22-Jun-2011 | 22-Dec-2011 | 22-Jun-2026 | 5.77% | 112.00 |
| 6.72% 27-07-2022-2026 | 27-Jul-2011 | 27-Jan-2012 | 27-Jul-2026 | 5.78% | 109.20 |
| 6.40% 10-08-2022-2026 | 10-Aug-2011 | 10-Feb-2012 | 10-Aug-2026 | 5.78% | 106.07 |
| 6.00% 24-08-2022-2026 | 24-Aug-2011 | 24-Feb-2012 | 24-Aug-2026 | 5.78% | 102.15 |
| 5.80% 07-09-2022-2026 | 07-Sep-2011 | 07-Mar-2012 | 07-Sep-2026 | 5.78% | 100.19 |
| 5.80% 28-09-2022-2026 | 28-Sep-2011 | 28-Mar-2012 | 28-Sep-2026 | 5.79% | 100.09 |
| 5.80% 05-10-2022-2026 | 05-Oct-2011 | 05-Apr-2012 | 05-Oct-2026 | 5.79% | 100.09 |
| 5.80% 12-10-2022-2026 | 12-Oct-2011 | 12-Apr-2012 | 12-Oct-2026 | 5.79% | 100.09 |
| 5.80% 19-10-2022-2026 | 19-Oct-2011 | 19-Apr-2012 | 19-Oct-2026 | 5.79% | 100.09 |
| 5.80% 28-10-2022-2026 | 28-Oct-2011 | 28-Apr-2012 | 28-Oct-2026 | 5.79% | 100.09 |
| 5.80% 09-11-2022-2026 | 09-Nov-2011 | 09-May-2012 | 09-Nov-2026 | 5.79% | 100.09 |
| 6.97% 14-12-2023-2027 | 14-Jun-2011 | 14-Dec-2011 | 14-Dec-2027 | 6.21% | 107.65 |
| 7.10% 23-01-2024-2028 | 23-Jul-2011 | 23-Jan-2012 | 23-Jan-2028 | 6.28% | 108.23 |
| 7.20% 19-03-2024-2028 | 19-Sep-2011 | 19-Mar-2012 | 19-Mar-2028 | 6.35% | 108.54 |
| 7.23% 07-05-2024-2028 | 07-Nov-2011 | 07-May-2012 | 07-May-2028 | 6.38% | 108.57 |
| 7.25% 18-06-2024-2028 | 18-Jun-2011 | 18-Dec-2011 | 18-Jun-2028 | 6.45% | 108.06 |
| 7.30% 23-07-2024-2028 | 23-Jul-2011 | 23-Jan-2012 | 23-Jul-2028 | 6.48% | 108.27 |
| 7.35% 20-08-2024-2028 | 20-Aug-2011 | 20-Feb-2012 | 20-Aug-2028 | 6.52% | 108.36 |
| 7.39% 03-09-2024-2028 | 03-Sep-2011 | 03-Mar-2012 | 03-Sep-2028 | 6.52% | 108.78 |
| 7.42% 12-09-2024-2028 | 12-Sep-2011 | 12-Mar-2012 | 12-Sep-2028 | 6.52% | 109.09 |
| 7.46% 08-10-2024-2028 | 08-Oct-2011 | 08-Apr-2012 | 08-Oct-2028 | 6.55% | 109.19 |
| 7.50% 05-11-2024-2028 | 05-Nov-2011 | 05-May-2012 | 05-Nov-2028 | 6.59% | 109.19 |
| 7.53% 19-11-2024-2028 | 19-Nov-2011 | 19-May-2012 | 19-Nov-2028 | 6.62% | 109.19 |
| 7.55% 05-12-2024-2028 | 05-Jun-2011 | 05-Dec-2011 | 05-Dec-2028 | 6.62% | 109.41 |
| 8.50% 17-12-2024-2028 | 17-Jun-2011 | 17-Dec-2011 | 17-Dec-2028 | 6.65% | 118.69 |
| 9.50% 24-12-2024-2028 | 24-Jun-2011 | 24-Dec-2011 | 24-Dec-2028 | 6.65% | 128.81 |
| 10.50% 31-12-2024-2028 | 30-Jun-2011 | 31-Dec-2011 | 31-Dec-2028 | 6.65% | 138.95 |
| 11.50% 07-01-2025-2029 | 07-Jul-2011 | 07-Jan-2012 | 07-Jan-2029 | 6.65% | 149.09 |
| 11.75% 21-01-2025-2029 | 21-Jul-2011 | 21-Jan-2012 | 21-Jan-2029 | 6.69% | 151.13 |
| 12.00% 28-01-2025-2029 | 28-Jul-2011 | 28-Jan-2012 | 28-Jan-2029 | 6.69% | 153.69 |
| 12.10% 06-02-2025-2029 | 06-Aug-2011 | 06-Feb-2012 | 06-Feb-2029 | 6.69% | 154.74 |
| 12.34% 13-02-2025-2029 | 13-Aug-2011 | 13-Feb-2012 | 13-Feb-2029 | 6.69% | 157.21 |

Indicative Prices Quoted by the Reserve Bank of Fiji Based on Recent Tender Results

Quotation Date: 30-11-2011

Print Date: 30/11/2011 14:27



FIJI GOVERNMENT REGISTERED STOCKS

| Loan Series | Last Coupon Date | Next Coupon Date | Maturity Date | Yield to Maturity | Price per 100 |
|------------------------|------------------|------------------|---------------|-------------------|---------------|
| 12.34% 20-02-2025-2029 | 20-Aug-2011 | 20-Feb-2012 | 20-Feb-2029 | 6.72% | 156.81 |
| 12.50% 27-02-2025-2029 | 27-Aug-2011 | 27-Feb-2012 | 27-Feb-2029 | 6.72% | 158.47 |
| 12.50% 04-03-2025-2029 | 04-Sep-2011 | 04-Mar-2012 | 04-Mar-2029 | 6.72% | 158.50 |
| 12.60% 11-03-2025-2029 | 11-Sep-2011 | 11-Mar-2012 | 11-Mar-2029 | 6.72% | 159.55 |
| 12.60% 18-03-2025-2029 | 18-Sep-2011 | 18-Mar-2012 | 18-Mar-2029 | 6.76% | 159.01 |
| 12.70% 25-03-2025-2029 | 25-Sep-2011 | 25-Mar-2012 | 25-Mar-2029 | 6.76% | 160.06 |
| 12.81% 15-04-2025-2029 | 15-Oct-2011 | 15-Apr-2012 | 15-Apr-2029 | 6.76% | 161.28 |
| 12.97% 13-05-2025-2029 | 13-Nov-2011 | 13-May-2012 | 13-May-2029 | 6.79% | 162.63 |
| 13.00% 17-06-2025-2029 | 17-Jun-2011 | 17-Dec-2011 | 17-Jun-2029 | 6.86% | 162.09 |
| 13.00% 01-07-2025-2029 | 01-Jul-2011 | 01-Jan-2012 | 01-Jul-2029 | 6.86% | 162.16 |
| 13.00% 15-07-2025-2029 | 15-Jul-2011 | 15-Jan-2012 | 15-Jul-2029 | 6.86% | 162.22 |
| 13.00% 05-08-2025-2029 | 05-Aug-2011 | 05-Feb-2012 | 05-Aug-2029 | 6.89% | 161.88 |
| 13.00% 19-08-2025-2029 | 19-Aug-2011 | 19-Feb-2012 | 19-Aug-2029 | 6.93% | 161.37 |
| 12.00% 02-09-2025-2029 | 02-Sep-2011 | 02-Mar-2012 | 02-Sep-2029 | 6.93% | 151.31 |
| 12.00% 16-09-2025-2029 | 16-Sep-2011 | 16-Mar-2012 | 16-Sep-2029 | 6.96% | 150.95 |
| 12.00% 30-09-2025-2029 | 30-Sep-2011 | 31-Mar-2012 | 30-Sep-2029 | 6.96% | 151.01 |
| 11.00% 02-10-2025-2029 | 02-Oct-2011 | 02-Apr-2012 | 02-Oct-2029 | 6.96% | 140.90 |
| 11.00% 14-10-2025-2029 | 14-Oct-2011 | 14-Apr-2012 | 14-Oct-2029 | 6.96% | 140.94 |
| 11.00% 28-10-2025-2029 | 28-Oct-2011 | 28-Apr-2012 | 28-Oct-2029 | 7.00% | 140.46 |
| 9.00% 06-11-2025-2029 | 06-Nov-2011 | 06-May-2012 | 06-Nov-2029 | 7.00% | 120.24 |
| 9.00% 18-11-2025-2029 | 18-Nov-2011 | 18-May-2012 | 18-Nov-2029 | 7.03% | 119.92 |
| 9.00% 25-11-2025-2029 | 25-Nov-2011 | 25-May-2012 | 25-Nov-2029 | 7.03% | 119.93 |
| 8.00% 04-12-2025-2029 | 04-Jun-2011 | 04-Dec-2011 | 04-Dec-2029 | 7.03% | 109.82 |
| 8.00% 18-12-2025-2029 | 18-Jun-2011 | 18-Dec-2011 | 18-Dec-2029 | 7.06% | 109.50 |
| 8.00% 24-12-2025-2029 | 24-Jun-2011 | 24-Dec-2011 | 24-Dec-2029 | 7.06% | 109.50 |
| 8.00% 30-12-2025-2029 | 30-Jun-2011 | 30-Dec-2011 | 30-Dec-2029 | 7.06% | 109.51 |
| 8.00% 06-01-2026-2030 | 06-Jul-2011 | 06-Jan-2012 | 06-Jan-2030 | 7.06% | 109.51 |
| 8.00% 20-01-2026-2030 | 20-Jul-2011 | 20-Jan-2012 | 20-Jan-2030 | 7.10% | 109.09 |
| 8.00% 03-02-2026-2030 | 03-Aug-2011 | 03-Feb-2012 | 03-Feb-2030 | 7.10% | 109.09 |
| 8.00% 17-02-2026-2030 | 17-Aug-2011 | 17-Feb-2012 | 17-Feb-2030 | 7.13% | 108.78 |
| 8.00% 03-03-2026-2030 | 03-Sep-2011 | 03-Mar-2012 | 03-Mar-2030 | 7.13% | 108.79 |
| 8.00% 10-03-2026-2030 | 10-Sep-2011 | 10-Mar-2012 | 10-Mar-2030 | 7.13% | 108.79 |
| 8.00% 24-03-2026-2030 | 24-Sep-2011 | 24-Mar-2012 | 24-Mar-2030 | 7.17% | 108.37 |
| 8.00% 14-04-2026-2030 | 14-Oct-2011 | 14-Apr-2012 | 14-Apr-2030 | 7.17% | 108.39 |
| 8.00% 21-04-2026-2030 | 21-Oct-2011 | 21-Apr-2012 | 21-Apr-2030 | 7.20% | 108.07 |
| 8.00% 28-04-2026-2030 | 28-Oct-2011 | 28-Apr-2012 | 28-Apr-2030 | 7.20% | 108.08 |
| 8.25% 19-05-2026-2030 | 19-Nov-2011 | 19-May-2012 | 19-May-2030 | 7.24% | 110.20 |
| 8.50% 26-05-2026-2030 | 26-Nov-2011 | 26-May-2012 | 26-May-2030 | 7.24% | 112.73 |
| 8.75% 02-06-2026-2030 | 02-Jun-2011 | 02-Dec-2011 | 02-Jun-2030 | 7.24% | 115.26 |
| 9.00% 11-06-2026-2030 | 11-Jun-2011 | 11-Dec-2011 | 11-Jun-2030 | 7.24% | 117.80 |
| 9.25% 16-06-2026-2030 | 16-Jun-2011 | 16-Dec-2011 | 16-Jun-2030 | 7.27% | 119.98 |
| 9.50% 23-06-2026-2030 | 23-Jun-2011 | 23-Dec-2011 | 23-Jun-2030 | 7.27% | 122.52 |
| 10.00% 07-07-2026-2030 | 07-Jul-2011 | 07-Jan-2012 | 07-Jul-2030 | 7.27% | 127.59 |
| 10.00% 14-07-2026-2030 | 14-Jul-2011 | 14-Jan-2012 | 14-Jul-2030 | 7.27% | 127.60 |
| 10.00% 28-07-2026-2030 | 28-Jul-2011 | 28-Jan-2012 | 28-Jul-2030 | 7.30% | 127.26 |
| 10.00% 04-08-2026-2030 | 04-Aug-2011 | 04-Feb-2012 | 04-Aug-2030 | 7.30% | 127.27 |
| 10.00% 11-08-2026-2030 | 11-Aug-2011 | 11-Feb-2012 | 11-Aug-2030 | 7.30% | 127.29 |
| 14.00% 11-08-2035-2040 | 11-Aug-2011 | 11-Feb-2012 | 11-Aug-2040 | 10.06% | 136.78 |

1. The above bond prices are indicative only. The Reserve Bank of Fiji accepts no liability for any errors, whether caused by negligence or otherwise, or for any losses, however caused, sustained by any person that relies on these prices.
2. The bond price lists are issued as at the end of each month. However, the Reserve Bank may issue a revised price list during the month should yields move by more than 100 basis points.
3. These prices do not include accrued interest.
4. Enquiries for purchases and sales may be directed to South Pacific Stock Exchange Provident Plaza, Ellery Street, Suva, Phone 330-4130.